


GRAFF®
Art of Bath



DESIGN INSPIRATIONS
LUXURY BATH SPACES

“ Beyond design,
GRAFF embodies a
lifestyle of elegance
and well-being, where
water becomes a
source of renewal &
luxury “



GRAFF

PASSIONATELY GREEN

Bordering a beautiful national park, rich with flora and fauna, GRAFF's manufacturing facility is actively and thoroughly green. Nature's glory surrounds us as we guard and honor the precious resources the Earth offers. We passionately protect the environment, meeting strict EMS and conservation standards to ensure the vitality of a green present and future. At our manufacturing facility and everywhere else GRAFF is present in the world, we treat nature as a cherished member of our family and community.

PASSIONNÉMENT VERT


En bordure d'un magnifique parc national, riche en flore et en faune, l'usine de fabrication de GRAFF est activement et complètement verte. La gloire de la nature nous entoure alors que nous protégeons et honorons les précieuses ressources que la terre offre. Nous protégeons passionnément l'environnement, en respectant les normes strictes EMS et de conservation pour assurer la vitalité d'un présent et d'un avenir vert. Dans notre usine de fabrication et partout où GRAFF est présent dans le monde, nous traitons la nature comme un membre précieux de notre famille et de notre communauté.

GRÜN AUS LEIDENSCHAFT

Die Produktionsstätte von GRAFF grenzt an einen wunderschönen Nationalpark reich an Flora und Fauna – an ein Gebiet, das lebendig und durch und durch grün ist. Umgeben von der herrlichen Natur, schützen und ehren wir die wertvollen Ressourcen der Erde. Wir schützen die Umwelt mit Leidenschaft und erfüllen strenge EMS- und Naturschutzstandards, um die Vitalität einer grünen Gegenwart und Zukunft zu gewährleisten. In unserer Produktionsstätte und überall sonst auf der Welt, wo GRAFF vertreten ist, behandeln wir die Natur wie ein geschätztes Mitglied unserer Familie und Gemeinschaft.

APPASSIONATEMENTE VERDI

Confinante con un bellissimo parco nazionale, ricco di flora e fauna, lo stabilimento di produzione di GRAFF è attivamente e completamente green. La natura ci circonda mentre custodiamo e onoriamo le preziose risorse che la terra ci offre. Proteggiamo con passione l'ambiente, rispettando i rigorosi standard EMS e di risparmio energetico per garantire la vitalità di un presente e di un futuro verdi. Nel nostro stabilimento di produzione e ovunque GRAFF sia presente nel mondo, trattiamo la natura come un membro prezioso della nostra famiglia e della nostra comunità.



THE GREEN & SUSTAINABLE COMPANY

L'ENTREPRISE
VERTE ET DURABLE

DAS GRÜNE, NACHHALTIGE
UNTERNEHMEN

L'AZIENDA VERDE
E SOSTENIBILE



GRAFF

THE STORY BEGINS

Mr. Ziggy Kulig, President, GRAFF, envisions making a difference in the industry by combining his European creativity with American engineering expertise.




NO-LEAD PRODUCTS

The combination of a European background and American culture shapes Kulig's desire to manufacture unique, designer eco-friendly products.



NEW MANUFACTURING PLANT & ISO 9001

Adjoining a national park and protecting the environment, GRAFF acquires a manufacturing plant that meets strict EMS and conservation standards. In 1996, GRAFF achieves ISO 9001 certification for its quality management systems.



THE DEBUT OF DIFFERENCE

More than a product, GRAFF's designs are masterpieces, representing a philosophy of style and perfection.




ISO 14001 CERTIFICATION

GRAFF obtains the ISO 14001 certification for its production processes.



GRAFF RAISES THE BAR

All GRAFF products adhere to eco-friendly standards by automatically including a water-saving device.



SUSTAINABILITY TIMELINE

WELLNESS PROGRAM

GRAFF introduces its wellness program, featuring hi-tech luxury products and shower systems equipped with chromotherapy, hydrotherapy and music therapy.



ART OF BATH

GRAFF creates the concept of the Art of Bath, celebrating a culture of wellness in the most private living spaces.




GRAFF GROWS

With over 400 new models and more than 25 collections, in 21 luxurious finishes, GRAFF grows its worldwide sales network.



WELLNESS SANCTUARY

GRAFF develops the RIVA Collection, the first modular collection for the shower. The modular elements allow the customer to customize the composition.



2015


2016

2020

2021

2022

2023



2024

GRAFF BECOMES GREENER

Looking to the future, GRAFF continues to forge new paths with green growth.


NEW PVD FINISHES

GRAFF expands its line of ecofriendly PVD finishes.

ART OF KITCHEN

GRAFF launches the Art of Kitchen and adds more kitchen collections with water-saving aerators.





GRAFF

ALL IN-HOUSE MANUFACTURING

With each product being engineered, manufactured and inspected in-house, the company holds total control of every step in the manufacturing process. Manufacturing uses both high-precision tools and irreplaceable human artistry. GRAFF products are made by hand and are a combination of many skills.

FABRICATION GRAFF 100% EN INTERNE

Chaque produit étant conçu, fabriqué et inspecté en interne, l'entreprise détient le contrôle total de chaque étape du processus de fabrication. La fabrication utilise à la fois des outils de haute précision et un savoir-faire humain irremplaçable. Les produits GRAFF sont fabriqués à la main et sont une combinaison de nombreux savoir-faire.

KOMPLETTE EIGENFERTIGUNG

Da jedes Produkt im eigenen Haus entwickelt, hergestellt und geprüft wird, haben wir die vollständige Kontrolle über jeden Schritt des Herstellungsprozesses. Bei der Fertigung kommen sowohl hochpräzise Werkzeuge als auch unersetzliche menschliche Kunstfertigkeit zum Einsatz. GRAFF Produkte werden von Hand geschaffen und sind eine Symbiose aus vielfältigen Kompetenzen.

GRAFF PRODUZIONE INTERNA AL 100%

Poiché ogni prodotto viene progettato, fabbricato e ispezionato all'interno dell'azienda, quest'ultima detiene il controllo totale di ogni fase del processo produttivo. La produzione utilizza sia strumenti di alta precisione sia l'insostituibile abilità umana. I prodotti GRAFF sono realizzati a mano e sono una combinazione di molte competenze.

ZERO WASTE LEAN MANUFACTURING

LEAN MANUFACTURING
GRAFF ZÉRO DÉCHET
GRAFF – ABFALLFREIE UND
SCHLANKE PRODUKTION
PRODUZIONE SNELLA
A SPRECO ZERO

GRAFF's manufacturing system is based on an innovative Lean Manufacturing management concept. By eliminating waste in the form of time, energy, and materials, each process achieves substantial efficiencies.

Le système de fabrication de GRAFF est basé sur une gestion innovante du Lean Manufacturing concept. En éliminant le gaspillage sous forme de temps, d'énergie et de matériaux, chaque processus atteint une efficacité substantielle.

Das Fertigungssystem von GRAFF basiert auf einem innovativen Lean Manufacturing Management-Konzept. Durch Zeit-, Energie- und Materialminimierung werden in jedem Prozess erhebliche Effizienzsteigerungen erzielt.

Il sistema di produzione di GRAFF si basa su un innovativo concetto di Lean Manufacturing. Eliminando gli sprechi di tempo, di energia e di materiali, ogni processo raggiunge una massima efficienza.

GRAFF

THE HIGHEST QUALITY LEAD-FREE, ENVIRONMENT FRIENDLY PRODUCTS

Beautiful design cannot exist without sustainability. GRAFF adheres to the high standards of the ISO 14001 EMS to protect the environment for generations to come.

DES PRODUITS DE LA PLUS HAUTE QUALITÉ, SANS PLOMB ET RESPECTUEUX DE L'ENVIRONNEMENT


Un beau design ne peut exister sans durabilité. GRAFF adhère aux normes exigeantes du ISO 14001 EMS pour protéger l'environnement et pour les générations à venir.

BLEIFREIE, UMWELTFREUNDLICHE PRODUKTE VON HÖCHSTER QUALITÄT

Gute Gestaltung und Nachhaltigkeit gehen Hand in Hand. GRAFF hält sich an die hohen Standards der ISO 14001 EMS (Environmental Management Systems), um die Umwelt für kommende Generationen zu schützen.

PRODOTTI DI ALTISSIMA QUALITÀ, SENZA PIOMBO E RISPETTOSI DELL'AMBIENTE

Il bel design non può esistere senza la sostenibilità. GRAFF aderisce agli elevati standard dell'EMS ISO 14001 per proteggere l'ambiente per le generazioni a venire.





WB
Warm Bronze PVD



GRAFF WORLDWIDE

GRAFF DANS LE MONDE
GRAFF – WELTWEIT
GRAFF NEL MONDO

GRAFF'S luxurious designs are an integral element of the best global hotel and resort brands, homes, and villas, complementing the architecture and design of the bath space. GRAFF'S exclusive showrooms in metropolises around the world showcase the brand's cutting-edge collections and artistic vision.

Leading international architects and designers incorporate the GRAFF philosophy in their award-winning interiors, creating bathrooms of transcendent beauty and versatility.



BB
Brushed Brass PVD

BB/MBK
Brushed Brass PVD /
Matte Black

- AUSTRIA
- AUSTRALIA
- BELGIUM
- CANADA
- CHINA
- COSTA RICA
- CZECH REPUBLIC
- ESTONIA
- FRANCE
- GERMANY
- GREECE
- HONG KONG
- INDIA
- INDONESIA
- ITALY
- LITHUANIA
- LUXEMBOURG
- MALAYSIA
- MALTA
- MEXICO
- MOROCCO
- NEW ZEALAND
- POLAND
- PORTUGAL
- ROMANIA
- RUSSIA
- SINGAPORE
- SLOVAKIA
- SOUTH AFRICA
- SOUTH KOREA
- SPAIN
- SWITZERLAND
- TAIWAN
- THAILAND
- TURKEY
- UKRAINE
- UNITED ARAB EMIRATES
- UNITED KINGDOM
- UNITED STATES
- VIETNAM

Les conceptions luxueuses de GRAFF font partie intégrante des plus beaux hôtels, centres de villégiatures mondiaux, maisons et villas de luxe, complétant l'architecture et le design de l'espace de cuisine. Les showrooms exclusifs de GRAFF dans les métropoles du monde entier, présentent les collections de pointe GRAFF et leur vision artistique.

Les plus grands architectes et designers internationaux intègrent la philosophie GRAFF dans leurs intérieurs, créant des espaces de cuisine d'une beauté et d'une versatilité transcendantes.

Die luxuriösen Designs aus dem Hause GRAFF sind integraler Bestandteil der weltweit besten Hotel- und Ressortmarken, einzigartiger Residenzen und Villen und ergänzen perfekt die Architektur und das Design des Bades. Die exklusiven Ausstellungsräume von GRAFF in den Metropolen der Welt inszenieren die innovativen Kollektionen und die künstlerische Vision der Marke.


Führende internationale Architekten und Designer integrieren die GRAFF Philosophie in ihre preisgekrönten Interieurs und schaffen so individuelle Wellness-Erlebnissräume von einzigartiger Schönheit und Harmonie.

Il design di GRAFF completa l'architettura e il design dello spazio cucina nei migliori marchi di hotel, resort globali, case e ville. Gli esclusivi showroom GRAFF nelle metropoli di tutto il mondo presentano collezioni all'avanguardia e la visione artistica dell'azienda.

I più importanti architetti e designer internazionali incorporano la filosofia GRAFF nei loro interni pluripremiati, creando spazi di benessere personale e di bellezza e tranquillità trascendenti.

GRAFF HANDCRAFTED FINISHES

• FINITIONS ARTISANALES GRAFF • GRAFF'S HANDGEFERTIGTE OBERFLÄCHEN • FINITURE ARTIGIANALI GRAFF



Polished Chrome
Chrome poli
Poliertes Chrom
Cromo Lucido



Brushed Nickel
Nickel brossé
Gebürstetes Nickel
Nickel spazzolato




Matte White
Blanc Mat
Weiss Matt
Bianco Opoco




Matte Black
Noir Mat
Schwarz Matt
Nero Opaco




Polished Nickel
Nickel poli
Polished Nickel
Nickel Lucido




Architectural Black
Architectural Black
Architectural Black
Architectural Black




Steelnox® Satin Nickel
Nickel satiné Steelnox®
Seidenglänzendes Nickel
Steelnox®
Steelnox® Nickel Satinato



Olive Bronze
Bronze olive
Olivebraun
Bronzo oliva



Vintage Brushed Brass
Laiton brossé Vintage
Messing gebürstet Vintage
Ottone spazzolato Vintage




Polished Brass PVD
Laiton poli PVD
Poliertes Messing PVD
Ottone lucido PVD




Polished Nickel PVD
Nickel poli PVD
Poliertes Nickel PVD
Nickel lucido PVD



Polished Rose Gold/Copper PVD®
Or Rose / Cuivre Poli PVD®
Roségold / Poliertes Kupfer PVD®
Oro Rosa / Rame lucido PVD®




Brushed Brass PVD
Laiton brossé PVD
Gebürstetes Messing PVD
Ottone spazzolato PVD



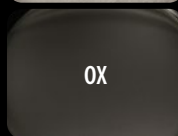
Brushed Nickel PVD
Nickel brossé PVD
Gebürstetes Nickel PVD
Nickel spazzolato PVD




Brushed Rose Gold/Copper PVD®
Or Rose / Cuivre Brossé PVD®
Roségold / Gebürstetes Kupfer PVD®
Oro rosa / Rame spazzolato PVD®




Polished Gold PVD
Or poli PVD
Poliertes Gold PVD
Oro lucido PVD




Onyx PVD®
Onyx PVD®
Onyx PVD®
Onyx PVD®




Polished Tuscan Bronze PVD
Bronze toscan poli PVD
Poliertes toskanisch Bronze PVD
Bronzo toscano lucido PVD



Brushed Gold PVD
Or brossé PVD
Gebürstetes Gold PVD
Oro spazzolato PVD



Brushed Onyx PVD®
Onyx brossé PVD®
Gebürstetes Onyx PVD®
Onyx spazzolato PVD®



Brushed Tuscan Bronze PVD
Bronze toscan brossé PVD
Gebürstetes toskanisch Bronze PVD
Bronzo toscano spazzolato PVD




Satin Gold PVD
Or satiné PVD
Satingold PVD
Oro satinato PVD



Warm Bronze PVD
Warm Bronze PVD
Warme Bronze PVD
Warm Bronze PVD



Gunmetal PVD
Gunmetal PVD
Gunmetal PVD
Gunmetal PVD



Polished Gold 24K
Or poli 24K
Poliertes Gold 24K
Oro lucido 24K



Brushed Gold 24K
Or brossé 24K
Gebürstetes Gold 24K
Oro spazzolato 24K

WARM



CHAUD · CÁLIDO · CALDO

As the name indicates, warm colors tend to make you think of warm things, such as sunlight and heat. Warm colors make you feel more intimate and stimulate the senses. Warm colors consist of red through yellow, hues of tan/brown and combinations of these and similar colors.

Comme leur nom l'indique, elles ont tendance à faire penser à des choses chaudes, telles que la lumière du soleil et la chaleur. Les couleurs chaudes donnent une impression d'intimité. Les couleurs chaudes vont du rouge au jaune, en passant par les nuances de brun et de feu.

Wie der Name schon sagt, erinnern sie an warme Dinge, wie z. B. Sonnenlicht und Wärme - warme Farben vermitteln ein Gefühl der Vertrautheit. Warme Farben bestehen aus Rot bis Gelb, Tönen von Bräune/Braun.

Come indica il nome, tendono a far pensare a cose calde, come la luce del sole e il calore, e i colori caldi fanno sentire più intimi. I colori caldi sono costituiti dal rosso al giallo, dalle tonalità del marrone e dell'abbronzatura.





RG/WT

Polished Rose Gold / Copper
PVD® / Matte White

FINISHES

Polished Gold PVD
Brushed Gold PVD
Satin Gold PVD
Gold 24K
Brushed Gold 24K

Polished Rose Gold/Copper PVD®
Brushed Rose Gold/Copper PVD®

Polished Brass PVD
Brushed Brass PVD
Vintage Brushed Brass

Polished Tuscan Bronze PVD
Brushed Tuscan Bronze PVD
Warm Bronze PVD
Olive Bronze

COLD


FROID · FRÍO · FREDDO

Cold colors remind you of water, overcast sky, even ice and snow. Cold colors are close to nature and produce feelings of calm and can also be revitalizing. Cold colors are blue, violet, most grays and combinations of the same.

Les couleurs froides rappellent l'eau, le ciel couvert, voire la glace et la neige. Les couleurs froides sont proches de la nature et produisent des sentiments de calme. Les couleurs froides sont des combinaisons de bleu, de violet, de la plupart des gris et de leurs combinaisons.

Kalte Farben erinnern an Wasser, bedeckten Himmel, sogar an Eis und Schnee. Kalte Farben sind naturnah und erzeugen ein Gefühl der Ruhe. Kalte Farben sind Kombinationen aus Blau, Violett, den meisten Grautönen und Kombinationen dieser Farben.

I colori freddi ricordano l'acqua, il cielo coperto, persino il ghiaccio e la neve. I colori freddi sono vicini alla natura e producono sensazioni di calma. I colori freddi sono combinazioni di blu, viola e la maggior parte dei grigi e combinazioni degli stessi.





PN
Polished Nickel



FINISHES

Polished Nickel PVD
Brushed Nickel PVD
Polished Nickel
Brushed Nickel

Onyx PVD®
Brushed Onyx PVD®
Gunmetal PVD

Matte Black
Architectural Black

Polished Chrome
Steelnox® Satin Nickel

Matte White

GRAFF'S SOULFUL DESIGNS



ENJOYED ALL AROUND THE WORLD



A Showcase of GRAFF's Global Excellence

75 KENMARE RESIDENCES

Manhattan, New York, USA

75 Kenmare is an award-winning luxury building featuring exquisite architecture by Andre Kikoski and chic interiors by Kravitz Design, an interior design house by Lenny Kravitz. Within the light-filled bath spaces, the Solar Collection, by GRAFF is a masterpiece of functional and artistic design.





A Showcase of GRAFF's Global Excellence

ONE57 LUXURY CONDOMINIUMS Manhattan, New York, USA

The Christian de Portzamparc designed building features 92 ultra-luxury condominium residences with interiors that have been meticulously designed by New York-based Danish designer Thomas Juul-Hansen and developed by Extell Development Company.

The Solar and Targa faucet collections, specified for the prestigious One57, express GRAFF's ability to customize its products according to the taste and needs of each customer.






A Showcase of GRAFF's Global Excellence

CENTRAL PARK TOWER

Manhattan, New York, USA

A sleek architectural icon on the Manhattan skyline, Central Park Tower soars 1,550 feet above the city. Designed by Adrian Smith + Gordon Gill Architecture, the exclusive skyscraper fittingly features GRAFF's Phase Collection. A slim, elegant silhouette defines the Phase Collection, complementing the chic interiors and architecture.





A Showcase of GRAFF's Global Excellence

RAFFLES HOTEL

Singapore

Raffles Hotel Singapore is an iconic landmark that epitomizes timeless elegance and is one of the most sought-after addresses in the world. The grand colonial architecture of Raffles Hotel exhibits interior splendour with 115 suites of authentic detailing with all the comfort bestowed by modern technology and the designer bath fixtures of GRAFF's Adley Collection.





A Showcase of GRAFF's Global Excellence

ONE & ONLY AESTHESIS

Athens, Greece

Nostalgia on the Athenian Riviera. One&Only Aesthesis is a captivating coastal hideaway that harks back to the golden days of the Athenian Riviera.

The interiors designed by the famous design studio in UK Musa Lab choose GRAFF's BALI Collection to enrich the luxury villas in the riviera of Athens with a touch of industrial style.





GRAFF COLLECTIONS FOR MODERN AND CONTEMPORARY INTERIORS

**Collections graff pour des intérieurs
modernes et contemporains**

**Graff-kollektionen für Moderne
zeitgenössische Innenräume**


**Collezioni graff per interni
moderni e contemporanei**




GM
Gunmetal PVD



MBK/SN
Matte Black /
Steelnox® Satin Nickel



SN
Steelnox® Satin Nickel



INTRODUCING NOVELTIES

INTRODUCTION DE NOUVEAUTÉS • EINFÜHRUNG VON
NEUHEITEN • INTRODUZIONE DELLE NOVITÀ

DISCOVER THE NOVELTIES OF GRAFF THAT WILL COMPLEMENT YOUR STYLE AND
CREATE THE ART OF WELL-BEING IN THE MOST INTIMATE SPACE OF YOUR HOME

DÉCOUVREZ LES NOUVEAUTÉS DE
GRAFF QUI S'ACCORDENT À VOTRE
STYLE ET CRÉEZ L'ART DU BIEN-ÊTRE
DANS L'ESPACE LE PLUS INTIME DE
VOTRE MAISON.

ENTDECKEN SIE DIE NEUHEITEN
VON GRAFF, DIE IHREN STIL
ERGÄNZEN UND EINE KUNST DES
WOHLBEFINDENS IM INTIMSTEN
RAUM IHRES HAUSES SCHAFFEN
WERDEN.

SCOPRITE LE NOVITÀ DI GRAFF
CHE COMPLETERANNO IL VOSTRO
STILE E CREERANNO UN'ARTE DEL
BENESSERE NELLO SPAZIO PIÙ
INTIMO DELLA VOSTRA CASA.

INSPIRED BY DASHBOARDS OF LUXURY CARS AND YACHTS

INSPIRÉE DES TABLEAUX DE BORD DES
VOITURES DE LUXE ET DES YACHTS

INSPIRIERT VON DEN ARMATURENBRETTERN
VON LUXUSAUTOS UND YACHTEN

ISPIRATA AI CRUSCOTTI DELLE AUTO DI
LUSSO E DEGLI YACHT





THE RIVA COLLECTION

LA COLLECTION RIVA
DIE KOLLEKTION RIVA
LA COLLEZIONE RIVA

GRAFF





BB/OX
Brushed Brass PVD /
Onyx PVD

BB/OX
Brushed Brass PVD /
Onyx PVD

DESIGNED FOR WELLNESS
CONÇUE POUR LE BIEN-ÊTRE
DESIGNED FÜR WELLNESS
PROGETTATA PER IL BENESSERE

Anticipation builds for the shower that is the epitome of precision wellness, designed with uncompromising attention to the fine details that enhance life and please the senses.



On the Madison Avenue side, the building's mass is staggered, projecting further out from floor to floor. The sculpture garden, below street level between the pavement and the building, is traversed by a bridge protected by a concrete canopy. It can be accessed through a wall of glass that divides the sculpture garden into an outer and an inner area. The remainder of the cube is faced with grey granite and has only seven windows the outside world. One window (like the eye of Cyclops) is on the upper exhibition facing Madison Avenue, the remaining six appear to be arbitrarily scattered on the side that faces East 75th Street. The windows are set in frames that look almost as if they were carved off at an angle. On Madison Avenue the museum is set off from the street by a recessed stairway; firewalls made of exposed brick all

The sculpture garden
Outdoor and indoor spaces interlock with the many different levels to create an exciting participatory environment.

Opposite page:
Staggering the façade created space for the sculpture garden a level below.

L'attente grandit pour cette douche qui incarne le bien-être de précision, conçue avec une attention sans compromis aux détails raffinés qui améliorent la vie et satisfont les sens.

Die Vorfreude auf die Dusche wächst, die den Inbegriff präziser Wellness darstellt und mit kompromissloser Liebe zum Detail entworfen wurde, um das Leben zu bereichern und die Sinne zu verwöhnen.

Cresce l'attesa per la doccia che è l'epitome del benessere di precisione, progettata con un'attenzione senza compromessi ai dettagli raffinati che migliorano la vita e soddisfano i sensi.



Angles of Exhilaration

Des moments d'euphorie

Blickwinkel der Begeisterung

Angoli di euforia

Angle shift to maximise your experience

Changez d'angle pour optimiser votre expérience

Winkelverschiebung zur Maximierung Ihres Erlebnisses

Cambia angolazione per massimizzare la tua esperienza

Discover the Art of Dynamic Design

Découvrez l'art du design dynamique

Entdecken Sie die Kunst des dynamischen Designs

Scopri l'arte del design dinamico

You control the shower experience, shifting angles of flow, choosing mode, light and temperature, creating a personal universe of wellness and luxury.



Vous pouvez contrôler votre expérience sous la douche en modifiant les angles de jet, en choisissant le mode, la lumière et la température, créant ainsi un univers personnel de bien-être et de luxe.

Sie kontrollieren das Duscherlebnis, verändern den Winkel des Wasserstrahls, wählen den Modus, das Licht und die Temperatur und schaffen so Ihr persönliches Universum aus Wellness und Luxus.

Puoi controllare l'esperienza della doccia, modificando gli angoli di flusso, scegliendo la modalità, la luce e la temperatura, creando un universo personale di benessere e lusso.



MBK/PB
Matte Black/
Polished Brass PVD

THE RIVA COLLECTION

LA COLLECTION RIVA
DIE KOLLEKTION RIVA
LA COLLEZIONE RIVA

This sleek new shower system was inspired by the finely tooled dashboards of European luxury cars and yachts. The RIVA shower system evokes the pleasures of driving a luxurious sports car or yachting along a magnificent Mediterranean coastline.

Ce nouveau système de douche élégant s'inspire des tableaux de bord raffinés des voitures de luxe et des yachts européens. Le système de douche RIVA évoque le plaisir de conduire une voiture de sport de luxe ou de naviguer le long de la magnifique côte méditerranéenne.

Dieses elegante neue Duschsystem wurde von den fein gearbeiteten Armaturenbrettern europäischer Luxusautos und Yachten inspiriert. Das RIVA-Duschsystem erinnert an das Vergnügen, einen luxuriösen Sportwagen zu fahren oder die herrliche Mittelmeerküste entlang zu segeln.

Questo nuovo ed elegante sistema doccia si ispira ai cruscotti finemente lavorati delle auto di lusso e degli yacht europei. Il sistema doccia RIVA evoca il piacere di guidare un'auto sportiva di lusso o di navigare lungo la magnifica costa mediterranea.



MBK/PB
Matte Black /
Polished Brass PVD

Precision Instruments, Positioned with Perfection

Des instruments de précision,
positionnés à la perfection

Präzise Instrumente,
perfekt positioniert


Präzise Instrumente,
perfekt positioniert

A stunning contemporary sculpture, the RIVA shower's levers and controls suggest the instrument panels of glamorous sports cars and elegant yachts.

Magnifique sculpture contemporaine, les leviers et les poignées de la douche RIVA rappellent les tableaux de bord des voitures de sport de luxe et des yachts élégants.

Die Hebel und Bedienelemente der RIVA-Dusche sind eine atemberaubende zeitgenössische Skulptur, die an die Armaturenbretter glamouröser Sportwagen und eleganter Yachten erinnert.

Una splendida scultura contemporanea, le leve e i comandi della doccia RIVA ricordano i cruscotti delle auto sportive di lusso e degli yacht eleganti.



BB/PB/OX
Brushed Brass PVD /
Polished Brass PVD /
Onyx PVD®



AU
Polished Gold 24K



Contemporary Complement

Complément
contemporain

Zeitgemäßes
Komplement

Complemento
contemporaneo

Artfully aligned with contemporary style, RIVA brings a confident design aesthetic and complete immersion in comfort and self-care.

En parfaite harmonie avec le style contemporain, RIVA offre un design élégant et une expérience complète sous le signe du confort et du bien-être.

RIVA passt sich kunstvoll dem zeitgenössischen Stil an und bietet ein selbstbewusstes Design sowie ein vollständiges Eintauchen in Komfort und Körperpflege.

In perfetta sintonia con lo stile contemporaneo, RIVA offre un design elegante e un'esperienza completa all'insegna del comfort e della cura di sé.

MBK/PB
Matte Black /
Polished Brass PVD





SLEEK AND DISCREET

ÉLÉGANT ET DISCRET

ELEGANT UND DISKRET

ELEGANTE E DISCRETO

Echoing the sleek gauges of the dashboard of a luxury car or yacht, RIVA is a triumph of design ingenuity and a celebration of the streamlined form.

Inspiré des élégants indicateurs du tableau de bord d'une voiture de luxe ou d'un yacht, RIVA est un triomphe de design, d'ingéniosité et de célébration des formes aérodynamiques.

In Anlehnung an die eleganten Anzeigen im Armaturenbrett eines Luxusautos oder einer Yacht ist RIVA ein Triumph des Designs und der Genialität, sowie eine Hommage an die stromlinienförmige Form.

Ispirato agli eleganti indicatori del cruscotto di un'auto di lusso o di uno yacht, RIVA è un trionfo di design, ingegnoseria e celebrazione delle forme aerodinamiche.

ENGINEERED FOR LUXURY

CONÇU POUR LE LUXE

ENTWICKELT FÜR DEN LUXUS

PROGETTATO PER IL LUSO



Universal mounting base with angle adjustable socket

Base de montage universelle avec prise réglable en inclinaison

Universelle Montagebasis mit winkelverstellbarer Fassung

Base di montaggio universale con presa regolabile in inclinazione

Functional heads easy mounting twist off

Têtes fonctionnelles faciles à monter et à démonter

Funktionale Köpfe, einfache Montage, abdrehabar

testine funzionali facili da montare e rimuovere

Crafted from materials of exquisite quality, clean contours embody understated elegance, while advanced technology delivers premium performance.

Fabriqué avec des matériaux de haute qualité, ses contours épurés incarnent une élégance sobre, tandis que sa technologie avancée garantit d'excellentes performances.

Hergestellt aus Materialien von exquisiter Qualität, verkörpern klare Konturen zurückhaltende Eleganz, während fortschrittliche Technologie erstklassige Leistung liefert.

Realizzato con materiali di pregiata qualità, i contorni puliti incarnano un'eleganza sobria, mentre la tecnologia avanzata garantisce prestazioni eccellenti.



MBK/PB
Matte Black /
Polished Brass PVD





The RIVA Chandelier Collection

**La collection
RIVA Chandelier**

**Die Kollektion
RIVA Chandelier**

**La Collezione
RIVA Chandelier**

PC

BNi

PN

WT

BK

MBK

SN

OB

VBB

PB

BB

PG

BG

SG

PNP

BNP

OX

BOX

WB

RG

BRG

PRB

BRB

GM

AU

BAU

GRAFF



RIVA COLLECTION

The RIVA Shower Collection redefines personalized bath spaces with unmatched sophistication. Inspired by the sleek dashboards of European luxury cars and yachts, this innovative shower system captures the exhilaration of driving a sports car or sailing through the Mediterranean. The collection features three distinct designs—RIVA Scala, RIVA Wall Mount, and RIVA Chandelier—each showcasing a refined cylindrical form, intricate knurled detailing, and extensive customization options.

SHOWER HEADS

RIVA WALL MOUNTED




1.

1. 18201WCHP-**
 Alt. code: 5746790
 RIVA Wall-Mount Contemporary LED with Wireless Remote




2.


2. 18201WTB*-**
 Alt. code: 5746560
 RIVA Wall-Mount Traditional 4-Spray Showerhead



3.



4.




5.




6.



7.



8.



9.



10.



11.



12.

3. Diamond knurl
 4. Fluted
 5. Oblique knurl
 6. Smooth

7. 4-Spray
 8. 6-Jet
 9. Shower
 10. Cascade
 11. Led with Wall-Mount button
 12. Led with Wireless Remote

RIVA SCALA




13.

13. 18208CCD*-**
 Alt. code: 5746000
 RIVA Scala Ceiling-Mount Contemporary LED with Wall-Mount Button 20,6 cm

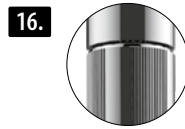


14.


14. 18208CTDP-**
 Alt. code: 5746200
 RIVA Scala Ceiling-Mount Traditional LED with Wall-Mount Button 20,6 cm



15.




16.




17.



18.



19.



20.



21.



22.

15. Diamond knurl
 16. Fluted
 17. Oblique knurl
 18. Smooth

19. 200 mm
 20. 250 mm
 21. 330 mm
 22. 400 mm

RIVA CHANDELIER COLLECTION



23.

23. 18214SCFP-**
 Alt. code: 5746910
 RIVA Chandelier Contemporary Laminar Showerhead 35,5 cm



24.

24. 18203SCIP-**
 Alt. code: 5783020
 RIVA Wall-mounted slim showerhead and cascade



25.



26.



27.



28.



29.



30.



31.


25. LED
 26. Spray
 27. Laminar

28. 200 mm
 29. 350 mm
 30. 400 mm
 31. 450 mm

RIVA TRIM


RIVA CONTEMPORARY

28.



28. 18022CC*-*-T
Alt. code: 5739630
2-Button Compact
Trim

29.




29. 18022HBP*-*-T
Alt. code: 5739570
2-Button Paired Knob
Horizontal Trim

30.




30. 18024VAP*-*-T
Alt. code: 5765950
4-Button Split
Knob Vertical Trim

31.



31. 18025HB*-*-T
Alt. code: 5739680
5-Button Paired
Knob Horizontal
Trim

32.



32. Oblique knurl

33.



33. Diamond knurl

34.



34. Fluted

35.



35. Smooth

RIVA TRADITIONAL

36.



36. 18013CC*-*-T
Alt. code: 5739600
3-Button Compact
Trim

37.



37. 18012VAP*-*-T
Alt. code: 5739710
2-Button Split Knob
Vertical Trim

38.



38. 18014VA*-*-T
Alt. code: 5765910
4-Button Split Knob
Vertical Trim

39.



39. 18015HB*-*-T
Alt. code: 5739640
5-Button Paired Knob
Horizontal Trim

ACCESSORIES




40. 8706CP-**
Alt. code: 5775020-P
RIVA Contemporary
Handshower with
Slide Bar Set




41. 19407CP-**
Alt. code: 5775370-P
RIVA Contemporary
45 cm Towel Bar



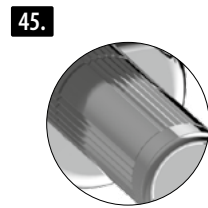
43. 8706TD-**
Alt. code: 5775000-D
RIVA Traditional
Handshower with
Slide Bar Set




42. 19401CP-**
Alt. code: 5775310-P
RIVA Contemporary
Elbow, Bracket, Shelf
and Hook



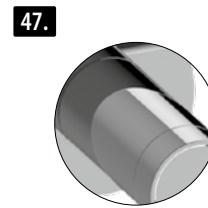
45. Diamond knurl




46. Fluted




47. Oblique knurl



48. Smooth



48. 19404CP-**
Alt. code: 5775330-P
RIVA contemporary
towel hook




49. 19404CD-**
Alt. code: 5775330-D
RIVA contemporary
towel hook



50. 19404TQ-**
Alt. code: 5775320-Q
RIVA Traditional Towel
hook



51. 19404TF-**
Alt. code: 5775320-F
RIVA Traditional Towel
hook



CAMEO



Cameo distinguishes the bathroom with GRAFF's design artistry, unparalleled in form, materials, texture, and function.

Born of GRAFF's renowned artisanal heritage and engineering expertise, Cameo dazzles as a shining star.

Cameo distingue la salle de bains grâce à l'art du design de GRAFF, inégale en termes de forme, de matériaux, de texture et de fonction. Ne de l'héritage artisanal et de l'expertise en ingénierie de GRAFF, Cameo éblouit comme une étoile brillante.

Cameo zeichnet das Badezimmer mit GRAFFs Designkunst aus, die in Form, Material, Textur und Funktion einzigartig ist. Cameo ist das Ergebnis des renommierten handwerklichen Erbes und des technischen Know-hows von GRAFF und glänzt wie ein leuchtender Stern.


Cameo distingue il bagno con l'arte del design di GRAFF, ineguagliabile per forma, materiali, struttura e funzione. Nata dal rinomato patrimonio artigianale e dall'esperienza ingegneristica di GRAFF, Cameo abbaglia come una stella splendente.

APPEARANCE OF AN ICON, BIRTH OF A STAR

L'APPARITION D'UNE ICÔNE,
LA NAISSANCE D'UNE ÉTOILE

DAS ERSCHEINEN EINER IKONE,
DIE GEBURT EINES STERNS

L'APPARIZIONE DI UN'ICONA,
LA NASCITA DI UNA STELLA



A special appearance by an icon becomes daily immersion in design excellence and luxury, inspiring dreams in the most intimate space of the home. Cameo carries water into the light, cascading and crystalline, reflected in jewel-like finishes.

Une apparition spéciale d'une icône devient une immersion quotidienne dans l'excellence du design et le luxe, inspirant des rêves dans l'espace le plus intime de la maison. Cameo transporte l'eau dans la lumière, en cascade et cristalline, se reflétant dans des finitions dignes d'un bijou.

Der besondere Auftritt einer Ikone wird zum täglichen Eintauchen in exzellentes Design und Luxus, der im intimsten Raum des Hauses zum Träumen anregt. Cameo trägt Wasser ins Licht, kaskadenartig und kristallin, reflektiert in juwelenartigen Oberflächen.

Un'apparizione speciale di un'icona diventa un'immersione quotidiana nell'eccellenza del design e nel lusso, ispirando sogni nello spazio più intimo della casa. Cameo porta l'acqua nella luce, a cascata e cristallina, riflettendosi in finiture gioiello.



CRAFTED FOR BRILLIANCE

CRÉÉE POUR BRILLER

FÜR BRILLANZ GESCHAFFEN

CREATA PER BRILLARE

Like a flawless diamond, cut for brilliance and clarity, Cameo is an enchanting muse that sparks joy and wonder through sight and touch as it dazzles in the light. Beauty becomes radiant in Cameo's artfully knurled surfaces and graceful silhouette, realized in the finest materials, crafted with passion and precision.



Comme un diamant parfait, taillé pour briller et resplendir, Cameo est une muse envoûtante qui suscite joie et émerveillement à la vue et au toucher, tout en scintillant à la lumière. La beauté resplendit dans les surfaces moletées avec maîtrise et dans la silhouette gracieuse de Cameo, réalisées avec les matériaux les plus précieux, créées avec passion et précision.

Wie ein makelloser Diamant, der für Brillanz und Klarheit geschliffen wurde, ist Cameo eine bezaubernde Muse, die durch Anblick und Berührung Freude und Staunen hervorruft, während sie im Licht funkelt. Schönheit wird strahlend in den kunstvoll gerändelten Oberflächen und der anmutigen Silhouette von Cameo, die aus den besten Materialien mit Leidenschaft und Präzision gefertigt wurde.

Come un diamante perfetto, tagliato per brillare e risplendere, Cameo è un'incantevole musa che suscita gioia e meraviglia alla vista e al tatto, mentre brilla alla luce. La bellezza risplende nelle superfici zigrinate con maestria e nella silhouette aggraziata di Cameo, realizzate con i materiali più pregiati, create con passione e precisione.



A JEWEL ENRICHING LUXURIOUS BATH SPACES

Precious adornment transforms the
bath suite with warm emotions,
cherished jewelry for body and soul.

UN JOYAU QUI ENRICHIT LES ESPACES DE BAIN LUXUEUX

Les ornements précieux transforment la salle
de bain en émotions chaleureuses, en bijoux
précieux pour le corps et l'âme.

EIN JUWEL, DAS LUXURIÖSE BÄDER BEREICHERT

Kostbarer Schmuck verwandelt das Bad mit
warmen Emotionen, wertvolles
Juwel für Körper und Seele.

UN GIOIELLO CHE ARRICCHISCE GLI SPAZI DEL BAGNO DI LUSSO

Preziosi ornamenti trasformano la suite da
bagno in calde emozioni, gioielli preziosi per il
corpo e per l'anima.



MBK/BB
Matte Black /
Brushed Brass PVD



MBK/SN
Matte Black /
Steelnox® Satin
Nickel



COOL HUES, SEDUCTIVE CHARM WITH KNURLED DETAILS

A sensuous pairing of
adornment and function,
Cameo transforms the bath
space with captivating
details and unparalleled
performance.



TEINTES FROIDES, CHARME SÉDUISANT AVEC DÉTAILS MOLETÉS

Combinaison sensuelle d'ornement
et de fonction, Cameo transforme
l'espace bain avec des détails capti-
vants et des performances inégalées.

KÜHLE FARBTÖNE, VERFÜHRERISCHER CHARME MIT GERÄNDELTEN DETAILS

Cameo ist eine sinnliche Kombina-
tion aus Zierde und Funktion und
verwandelt das Bad mit fesselnden
Details und einer unvergleichlichen
Leistung.

TONALITÀ FREDDA, FASCINO SEDUCENTE CON DETTAGLI ZIGRINATI

Un'accoppiata sensuale di ornamen-
to e funzionalità, Cameo trasforma lo
spazio del bagno con dettagli accat-
tivanti e prestazioni ineguagliabili.




BNi
Brushed Nickel

A JEWELER'S ART, A PRECIOUS RESOURCE

Since GRAFF's inception, the conservation of water has been fundamental to the DNA of our collections. Cameo enriches the tradition of water-conserving technology and sustainable design that brings aesthetic delight to the bathroom.



FORM FOLLOWS FLOW



MBK/SN
Matte Black /
Steelnox® Satin
Nickel

TIMELESS CACHET WITH COOL HUES

UN CACHET INTEMPOREL
AUX TEINTES FROIDES

ZEITLOSES DESIGN MIT
FRISCHEN FARBTÖNEN

UN FASCINO SENZA TEMPO
CON TONI FRESCHI

PATTERNS OF BRILLIANCE IN WARM HUES

DES MOTIFS DE BRILLANCE
DANS DES TEINTES CHAUDES

MUSTER VON BRILLANZ IN
WARMEN FARBTÖNEN

MODELLI DI LUMINOSITÀ
IN TONALITÀ CALDE

MBK/BB
Matte Black /
Brushed Brass PVD





MBK/SN
Matte Black /
Steelnox® Satin
Nickel

CAMEO COLLECTION

Inspired by the art of engraving precious stones and gems, GRAFF's Cameo Collection transforms the luxury bath space with intricately knurled designs that exude depth and texture. Like a finely carved cameo, this collection embodies the essence of a modern heirloom, captivating with timeless glamour and exquisite detail.

BASIN MIXERS

1.



1. 11900-LM69-**
Alt. code: 5731240
Single lever basin
mixer 13 cm spout

2.



2. 11905-LM69-**
Alt. code: 5731250
Single lever basin
mixer 16 cm spout

3.



3. 6111N-LM69B-*
Alt. code: 5731260
Three-hole
washbasin mixer

4.



4. 6116-LM69-**
Alt. code: 5732380
Two-hole
washbasin mixer

5.



5. 11943-LM69--T**
Alt. code: 5726980
with 18,7cm spout

11945-LM69--T**
Alt. code: 5731300
Wall-mounted basin
mixer with 14,7cm
spout

11944-LM69--T**
Alt. code: 5731310
with 23,1cm spout

6.



6. 11929-LM69BW--T**
Alt. code: 5731270
Wall-mounted basin
mixer with 14,5 cm
spout

11930-LM69BW--T**
Alt. code: 5731280
with 18,6 cm spout

11931-LM69BW--T**
Alt. code: 5731290
with 23 cm spout

SHOWERS

7.



7. CA001-**
Full Concealed mixer
System

- 8516-****
Alt. code: 5712880
Shower arm 29,6 cm
- 8471-****
Alt. code: 5135100
Shower head Ø 25,2 cm
- 886271-****
Alt. code: 5749550
Wall-mounted
handshower
- 7080-LM69N-**-T**
Alt. code: 5731630
Trim only
- 7056-****
Alt. code: 2394100
Rough

8.



8. CA004-**
M-Series Full Thermostatic
Shower System


- 8516-****
Alt. code: 5712880
Shower arm 29,6 cm
- 8471-****
Alt. code: 5135100
Shower head Ø 25,2 cm
- 8686-****
Alt. code: 5560800
Handshower set
- 8047-RKO-**-T**
Alt. code: 5731510
- 8006**
Alt. code: 5119000
Thermostatic unit
- 8052**
Alt. code: 5119200
2-outlet diverter

9.



9. 8047-RKO--T**
Alt. code: 5731510
M-Series valve trim with 2
handles

10.



10. 8056H-RKO--T**
Alt. code: 5731540
M-Series valve trim with 3
handles

11.



11. EM7.090H-RKO--T**
Alt. code: 5731450
Wall-mounted ther-
mostatic shower
mixer with hand-
shower set

12.



12. EY5.090A-LM69MW--T**
Alt. code: 5731460
Wall-mounted shower
mixer with hand-
shower set

ACCESSORIES

13.



13. 19203-**
Alt. code: 5370650
Soap dispenser

14.



14. 19208-**
Alt. code: 5369450
Towel ring

15.



15. 19205-**
Alt. code: 5370050
Tissue holder

16.



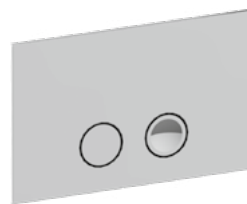
16. 19512-**
Alt. code: 5375000
Grab bar 30,8 cm

17.




17. 9013-**
Alt. code: 5747210
Wall-mounted
toilet brush

18.



18. 0004-**
Alt. code: 5732390
Flush plate

19.



19. 19204-**
Alt. code: 5369600
Towel hook

20.



20. 19209-**
Alt. code: 5369000
Towel bar 45 cm



PB
Polished Brass PVD

Beyond Ordinary Spaces

AU-DELÀ DES ESPACES ORDINAIRES
JENSEITS GEWÖHNLICHER RÄUME
OLTRE GLI SPAZI ORDINARI

INCANTO ARTÉ

Collection



PB
Polished Brass PVD

Incanto Arté's knurled handles highlight shimmering patterns, adding dimension to the bath space and aesthetic. A stunning merging of minimalist design with artistic details, Incanto Arté defines a glamorous aesthetic.

Les poignées moletées d'Incanto Arté mettent en valeur des motifs chatoyants, ajoutant de la dimension à l'espace et à l'esthétique de la baignoire. Fusion étonnante d'un design minimaliste et de détails artistiques, Incanto Arté définit une esthétique glamour.

Die gerändelten Griffe von Incanto Arté heben schimmernde Muster hervor und verleihen dem Raum und der Ästhetik des Bades eine neue Dimension. Incanto Arté verbindet minimalistisches Design mit künstlerischen Details und definiert damit eine glamouröse Ästhetik.

Le maniglie zigrinate di Incanto Arté evidenziano motivi scintillanti, aggiungendo dimensione allo spazio e all'estetica del bagno. Incanto Arté, fusione di design minimalista e dettagli artistici, definisce un'estetica glamour.



WB
Warm Bronze PVD

INCANTO ARTÉ

Enhancing decorative details within the bath space, Incanto Arté's intricately knurled handles highlight geometric patterns that add shimmering, jewel-like dimension.

Mettant en valeur les détails décoratifs de la salle de bains, les poignées moletées d'Incanto Arté soulignent les motifs géométriques qui ajoutent une dimension chatoyante, semblable à celle d'un bijou..

Die kunstvoll gerändelten Griffe von Incanto Arté heben geometrische Muster hervor, die dem Bad eine schimmernde, juwelenähnliche Dimension verleihen und dekorative Details hervorheben.


Per valorizzare i dettagli decorativi dello spazio bagno, le maniglie sinteticamente zigrinate di Incanto Arté evidenziano motivi geometrici che aggiungono una dimensione scintillante e gioiello.



PB
Polished Brass PVD



BRG
Brushed Rose Gold /
Copper PVD®



BB
Brushed Brass PVD

TEXTURED SENSATIONS

Incanto Arté's mesmerizing crosshatch patterns reveal the splendors of rich color and textures in luxurious finishes.

Creating new dimensions of elegance, Incanto Arté reflects a glamorous personal style that elevates and enhances interiors.

SENSATIONS TEXTURÉES

Les fascinants motifs hachurés d'Incanto Arté révèlent les splendeurs de couleurs et de textures riches dans des finitions luxueuses.

Créant de nouvelles dimensions d'élégance, Incanto Arté reflète un style personnel glamour qui élève et réhausse les intérieurs.

STRUKTURIERTE EINDRÜCKE

Die faszinierenden Kreuzschrafurmuster von Incanto Arté offenbaren die Pracht reicher Farben und Texturen in luxuriösen Oberflächen.

Incanto Arté schafft neue Dimensionen der Eleganz und spiegelt einen glamourösen persönlichen Stil wider, der Innenräume aufwertet.

SENSAZIONI STRUTTURATE

Gli ipnotizzanti motivi a tratteggio di Incanto Arté rivelano lo splendore di colori e texture ricche in finiture di lusso.

Creando nuove dimensioni di eleganza, Incanto Arté riflette uno stile personale e glamour che eleva e valorizza gli interni.



BRG
Brushed Rose Gold /
Copper PVD®

BRG
Brushed Rose Gold /
Copper PVD®



BRG
Brushed Rose Gold /
Copper PVD®

PC

BNi

PN

WT

BK

MBK

SN

OB

VBB

PB

BB

PG

BG

SG

PNP

BNP

OX

BOX

WB

RG

BRG

PRB

BRB

GM

AU

BAU

GRAFF




BRG
Brushed Rose Gold /
Copper PVD®

INCANTO COLLECTION

Each piece is crafted with a focus on engineering and ingenuity, resulting in a minimalist and even composition.

BASIN MIXERS

1.



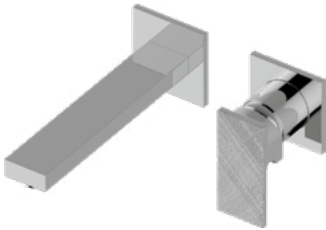
1. 11206-LM55-**
 Alt. code: 311800
 Single lever basin mixer
 high 16,7 cm spout

2.



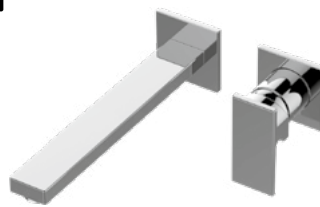
2. 11202-LM70-**
 Alt. code: 5738700
 Single lever basin
 mixer 12,6 cm spout

3.



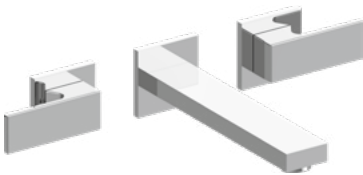
3. 11235-LM70W--T**
 Alt. code: 5743340
 Wall-mounted basin
 mixer with 19,1 cm spout

4.



4. 11236-LM55W--T**
 Alt. code: 5313100
 Wall-mounted basin
 mixer with 23,5 cm spout


5.



5. 11230-LM55BS--T**
 Alt. code: 5595800
 Wall-mounted basin
 mixer with 19,1 cm spout

11231-LM55BS--T**
 Alt. code: 5595800
 Wall-mounted basin
 mixer with 23,5 cm spout

6.

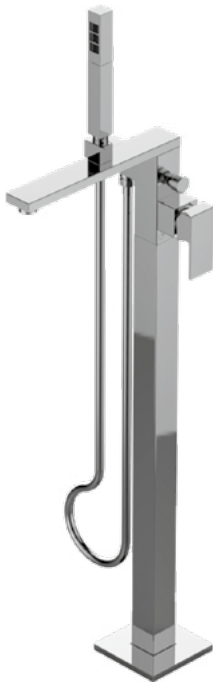


6. 11210-LM70B-**
 Alt. code: 5738730
 Three-hole washbasin
 mixer

11210D-LM70B-**
 Alt. code: 578740
 Three-hole washbasin
 mixer with manual pop-
 up waste

SHOWERS

7.




7. 11254-LM55N--T**
 Alt. code: 5311000
 High-flow floor-mounted bathtub mixer

8.



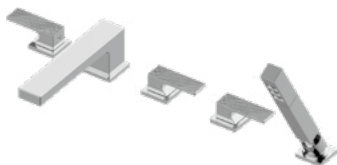
8. X-3669-SHT--**
 Alt. code: 5715580
 Wall-mounted thermostatic shower column with handshower and showerhead

9.



9. 11259-LM550W--**
 Alt. code: 5586800
 Deck-mounted bathtub mixer with handshower set

10.



10. 11251-LM70B--**
 Alt. code: 5743380
 Deck-mounted bathtub mixer with handshower set

11.



11. 8360--**
 Alt. code: 5564400
 Shower head with shower arm - complete set


12.



12. 8659--**
 Alt. code: 5562400
 Wall-mounted handshower - complete set

ACCESSORIES

13.




13. 9801-**
Alt. code: 5314700
Soap dish holder

14.



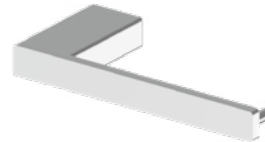
14. 9802-**
Alt. code: 5314500
Tumbler holder

15.



15. 9804-**
Alt. code: 5314000
Towel hook

16.



16. 9806-**
Alt. code: 5314100
Tissue holder

17.




17. 9807-**
Alt. code: 5314300
Towel bar 45,8cm

18.



18. 9810-**
Alt. code: 5314600
Toilet brush

19.



19. 0003-**
Alt. code: 5726800
Flush plate

20.



20. 9612-**
Alt. code: 5021287
Grab bar 30,6cm



SENSOR MIXERS

ROBINETTERIE ÉLECTRONIQUE
ELEKTRONISCHE ARMATUREN
RUBINETTI ELETTRONICI

With GRAFF's leading-edge sensor technology, seamlessly integrated with sleek design, a simple wave of the hand controls the flow of water without touching the mixer.

Grâce à la technologie de pointe des capteurs GRAFF, parfaitement intégrée au design épuré, un simple geste de la main permet de contrôler le déclenchement d'eau sans toucher le robinet.

Mit der hochmodernen Sensortechnologie von GRAFF, die nahtlos in das elegante Design integriert ist, können Sie den Wasserfluss mit einer einfachen Handbewegung steuern, ohne die Armatur zu berühren.

Grazie alla tecnologia a sensori all'avanguardia di GRAFF, perfettamente integrata con un design elegante, un semplice gesto della mano controlla il flusso dell'acqua senza toccare il rubinetto.

BRG
Brushed Rose
Gold / Copper
PVD®





BRG
Brushed Rose
Gold / Copper
PVD®



WATER SAVING TECHNOLOGY

GRAFF's sensor mixers are expertly engineered with advanced technology for convenience and conservation. Water flows only when the sensor is activated, eliminating the waste of water that occurs when mixers are left running. Protecting earth's most precious resource while presenting a versatile minimalist design, GRAFF's sensor mixers set the course for a green future.

TECHNOLOGIE D'ÉCONOMIE D'EAU

Les robinets électroniques GRAFF sont conçus de manière experte avec une technologie de pointe pour la commodité et la conservation de l'eau. L'eau ne coule que lorsque le capteur est activé, éliminant ainsi le gaspillage d'eau qui se produit lorsque les robinets restent ouverts. Protégeant la ressource la plus précieuse de la planète tout en présentant un design minimaliste polyvalent, les robinets à capteur GRAFF ouvrent la voie à un avenir plus vert.

WASSERSPARTECH- NOLOGIE

Die elektronischen Armaturen von GRAFF wurden mit fortschrittlicher Technologie entwickelt, um den Komfort zu erhöhen und Wasser zu sparen. Das Wasser fließt nur dann, wenn der Sensor aktiviert ist, wodurch die Wasserverschwendung vermieden wird, die entsteht, wenn Wasserhähne laufen gelassen werden. Die Sensorarmaturen von GRAFF schützen die wertvollste Ressource der Erde und bieten gleichzeitig ein vielseitiges, minimalistisches Design, das den Weg in eine grüne Zukunft weist.

TECNOLOGIA DI RISPARMIO ACQUA

I rubinetti elettronici di GRAFF sono progettati con tecnologia avanzata per garantire praticità e risparmio. L'acqua scorre solo quando il sensore viene attivato, eliminando lo spreco d'acqua che si verifica quando i rubinetti vengono lasciati in funzione. Proteggendo la risorsa più preziosa della terra e presentando al contempo un design versatile e minimalista, i rubinetti a sensore GRAFF segnano la rotta per un futuro verde.



WB
Warm Bronze PVD



CLEAN CONTOURS

CONTOURS NETS
SAUBERE KONTOUREN
CONTORNI DEFINITI

Eliminating the need to touch the mixer, GRAFF's sensor technology helps keep the bathscape pristine, maintaining the beauty of elevated design.

En éliminant le besoin de toucher le robinet, la technologie des capteurs GRAFF aide à garder l'espace de la salle de bains impeccable, tout en préservant la beauté d'un design de haut niveau.

Die GRAFF-Sensortechnologie macht das Berühren der Armatur überflüssig und sorgt dafür, dass die Badelandschaft makellos und die Schönheit des gehobenen Designs erhalten bleibt.

Eliminando la necessità di toccare il rubinetto, la tecnologia a sensori di GRAFF aiuta a mantenere il paesaggio del bagno incontaminato, preservando la bellezza di un design elevato.



BRG
Brushed Rose Gold /
Copper PVD®



REFLEXIVE PURE ELEGANCE

Enhancing elegance and grace in the bath space with a wave of the hand, GRAFF's sensor mixers complement an expansive selection of interior styles.

PURE ÉLÉGANCE RÉFLEXIVE

Mettant en valeur l'élégance et la grâce de la salle de bains d'un simple geste de la main, les robinets électroniques GRAFF s'intègrent à une vaste sélection de styles d'intérieur.

REFLEXIVE REINE ELEGANZ

Die elektronischen Armaturen von GRAFF unterstreichen die Eleganz und Anmut des Bades mit einer Handbewegung und ergänzen eine große Auswahl an Einrichtungsstilen.

PURA ELEGANZA RIFLESSIVA

Per esaltare l'eleganza e la grazia dello spazio bagno con un semplice gesto della mano, i rubinetti elettronici GRAFF si integrano con un'ampia selezione di stili di interni.



MBK
Matte Black



AESTHETIC PRESERVATION

PRÉSERVATION DE L'ESTHÉTIQUE
ÄSTHETISCHE ERHALTUNG
CONSERVAZIONE ESTETICA

Handcrafted precious metal finishes give GRAFF's award-winning designs luxurious luster while touch-free sensor technology helps preserve finish aesthetics.

Les finitions en métaux précieux réalisées à la main confèrent aux modèles primés de GRAFF un éclat luxueux, tandis que la technologie des capteurs sans contact permet de préserver l'esthétique des finitions.

Handgefertigte Edelmetalloberflächen verleihen den preisgekrönten Designs von GRAFF einen luxuriösen Glanz, während die berührungslose Sensortechnologie dazu beiträgt, die Ästhetik der Oberfläche zu erhalten.

Le finiture in metallo prezioso realizzate a mano conferiscono ai premiati design di GRAFF una lucentezza lussuosa, mentre la tecnologia del sensore touch-free aiuta a preservare l'estetica delle finiture.

PC

BNi

PN

WT

BK

MBK

SN

OB

VBB

PB

BB

PG

BG

SG

PNP

BNP

OX

BOX

WB

RG

BRG

PRB

BRB

GM

AU

BAU

GRAFF



SENSOR COLLECTION

GRAFF's touch-free sensor faucets activate with a simple wave, offering a sleek, hygienic solution for modern bathrooms. Designed for pristine environments, they ensure effortless water control without contact.

BASIN MIXERS

1.



1. 6135TF--T**

Alt. code: 5747190
Electronic wall-mounted
basin mixer - spout 18,8 cm

2.



2. 6136TF--T**

Alt. code: 5747200
Electronic wall-mounted
basin mixer - spout 23,2 cm

3.



3. 6111TF--T**

Alt. code: 5747170
Electronic deck-mounted
basin mixer

4.



4. 6711TF--T**

Alt. code: 5747520
Electronic deck-mounted
basin mixer

5.



5. 11436TF--T**

Alt. code: 5747550
Electronic wall-mounted basin
mixer - spout 23,2 cm

6.



6. 11435TF--T**

Alt. code: 5747540
Electronic wall-mounted
basin mixer - spout 18,8 cm



MOD+

EXQUISITE CUSTOM COMBINATIONS

COMBINAISONS PERSONNALISÉES EXQUISES

EXQUISITE INDIVIDUELLE KOMBINATIONEN

SQUISITE COMBINAZIONI PERSONALIZZATE

HOT

COLD

COLD

ENDLESS CREATIVITY

CRÉATIVITÉ INFINIE • UNENDLICHE KREATIVITÄT • CREATIVITÀ INFINITA





RG/WT

Polished Rose Gold / Copper
PVD® / Matte White

DESIGNED TO AMPLIFY THE WELLNESS EXPERIENCE

CONÇU POUR AMPLIFIER L'EXPÉRIENCE DU BIEN-ÊTRE
ENTWICKELT, UM DAS WELLNESS-ERLEBNIS ZU VERSTÄRKEN
PROGETTATO PER AMPLIFICARE L'ESPERIENZA DEL BENESSERE



RG/WT
Polished Rose Gold / Copper
PVD® / Matte White



RG/WT
Polished Rose Gold / Copper
PVD® / Matte White



RG
Polished Rose Gold /
Copper PVD®

RG/WT
Polished Rose Gold / Copper
PVD® / Matte White

THE ULTIMATE BESPOKE BATH

MOD+ brings captivating design details into clear focus with luxurious artisanal finishes and rich Tuscan marble inserts.

LA BAGNOIRE SUR MESURE PAR EXCELLENCE

MOD+ met en valeur les détails captivants du design avec des finitions artisanales luxueuses et de riches inserts en marbre de Toscane.

DAS ULTIMATIVE MASSGEFERTIGTE BAD

MOD+ bringt fesselnde Designdetails mit luxuriösen handwerklichen Oberflächen und reichen toskanischen Marmoreinsätzen in den Mittelpunkt.

IL BAGNO SU MISURA PER ECCELLENZA

MOD+ se centra en llamativos detalles de diseño con lujosos acabados artesanales y ricas incrustaciones de mármol toscano.

RG/WT

Polished Rose Gold / Copper
PVD® / Matte White



BB/MBK
Brushed Brass PVD /
Matte Black

STYLE & PERSONALIZATION

The rounded profile of the MOD+ Collection becomes a contemporary classic, a reinterpretation of grace and innovation. It is a collection rich in variety and open to stylistic interpretation and customization possibilities.



BB/MBK
Brushed Brass PVD /
Matte Black

BB
Brushed Brass PVD

BB/MBK
Brushed Brass PVD /
Matte Black

STYLE & PERSONNALISATION

Le profil arrondi de la collection MOD+ devient un classique contemporain, une réinterprétation de la grâce et de l'innovation. C'est une collection riche en variété et ouverte à l'interprétation stylistique et aux possibilités de personnalisation.

STIL & PERSONALISIERUNG

Das abgerundete Profil der Kollektion MOD+ wird zu einem zeitgenössischen Klassiker, einer Neuinterpretation von Anmut und Innovation. Es handelt sich um eine abwechslungsreiche Kollektion, die offen für stilistische Interpretationen und individuelle Gestaltungsmöglichkeiten ist.

STILE E PERSONALIZZAZIONE

Il profilo arrotondato della Collezione MOD+ diventa un classico contemporaneo, una reinterpretazione di grazia e innovazione. È una collezione ricca di varietà e aperta a interpretazioni stilistiche e possibilità di personalizzazione.




PNP/MBK
Polished Nickel PVD /
Matte Black

The MOD+ Collection expands creative opportunities, with endless custom combinations of luxurious materials for a soulful, personalized aesthetic, transforming the bath space into a private sensory masterpiece.

La collection MOD+ multiplie les possibilités de création, avec des combinaisons infinies de matériaux luxueux pour une esthétique personnalisée, transformant l'espace bain en un chef-d'œuvre sensoriel privé.

Die Kollektion MOD+ erweitert die kreativen Möglichkeiten mit endlosen individuellen Kombinationen luxuriöser Materialien für eine gefühlvolle, individuelle Ästhetik, die das Bad in ein privates, sensorisches Meisterwerk verwandelt.

La collezione MOD+ amplia le opportunità creative, con infinite combinazioni personalizzate di materiali lussuosi per un'estetica personalizzata, che trasforma lo spazio bagno in un capolavoro sensoriale privato.



WB/MBK/BB
Warm Bronze PVD /
Matte Black / Brushed
Brass PVD



PNP
Polished Nickel PVD

PNP/MW
Polished Nickel PVD /
Smoky White Marble





A New Aesthetic Code for Bathroom Interiors

From the MOD+ Collection, you can choose a different finish for each part of the mixer for stylistic symbiosis with your wellness sanctuary. Handle covers from three striking variations of pure Tuscan marble impart a sense of rich heritage with contemporary style. Each of the selection of 26 luxurious finishes conjures an aura of confidence and tranquility.

UN NOUVEAU CODE ESTHÉTIQUE POUR L'INTÉRIEUR DES SALLES DE BAINS

Dans la collection MOD+, vous pouvez choisir une finition différente pour chaque partie du robinet afin de créer une symbiose stylistique avec votre salle de bains. Les poignées de trois variations de marbre toscan pur confèrent un sentiment de richesse avec un style contemporain. Chacune des 20 finitions artisanales sélectionnées évoque une aura de confiance et de tranquillité.

EIN NEUER ÄSTHETISCHER KODEX FÜR DIE INNENAUSSTATTUNG VON BADEZIMMERN

Bei der Kollektion MOD+ können Sie für jedes Teil der Armatur eine andere Oberfläche wählen, um eine stilistische Symbiose mit Ihrer Badlandschaft zu schaffen. Griffabdeckungen aus drei eindrucksvollen Variationen von reinem toskanischem Marmor vermitteln ein Gefühl des reichen Erbes mit zeitgenössischem Stil. Jede der 20 handwerklich hergestellten Oberflächen zaubert eine Aura von Vertrauen und Gelassenheit.

UN NUOVO CODICE ESTETICO PER GLI INTERNI DEL BAGNO

Nella Collezione MOD+ è possibile scegliere una finitura diversa per ogni parte del rubinetto, per una simbiosi stilistica con il paesaggio del bagno. I rivestimenti delle maniglie, realizzati in tre straordinarie varianti di puro marmo toscano, conferiscono un senso di ricchezza e di stile contemporaneo. Ciascuna delle 20 finiture artigianali disponibili evoca un'aura di sicurezza e tranquillità.



GM/WT
Gunmetal PVD /
Matte White



PNP/MW
Polished Nickel PVD /
Smoky White Marble

PC

BNI

PN

WT

BK

MBK

SN

OB

VBB

PB

BB

PG

BG

SG

PNP

BNP

OX

BOX

WB

RG

BRG

PRB

BRB

GM

AU

BAU

GRAFF



PG/WT
 Polished Gold
 PVD
 / Matte White

MOD+ COLLECTION

A revolutionary faucet line with 63,000+ possible material combinations, where metal meets marble, a modular design that allows homeowners, architects, and designers to mix and match finishes, crafting a faucet as unique as possible.

BASIN MIXERS

1.



1. 11500-R1**

Alt. code: 5572100

Progressive single lever basin mixer - 15,3 cm spout

2.



2. 11502-R1**

Alt. code: 5572440

Progressive single lever basin mixer - 16 cm spout

3.



3. 11511-L1**

Alt. code: 5572600

Three-hole washbasin mixer

4.



4. 11512-R1-**

Alt. code: 5577400

Three-hole washbasin mixer

5.



5. 11539-R1**-L1**-**-T

Alt. code: 5713900

Progressive wall-mounted basin mixer - 23,8cm spout

6.



6. 11530-R1**-L1**

Alt. code: 5572800

Wall-mounted basin mixer with 19,1 cm spout

11538-R1**-L1**-**-T

Alt. code: 5713920

Progressive wall-mounted basin mixer - 19,3cm spout

11531-R1**-L1**

Alt. code: 5572900

Wall-mounted basin mixer with 23,4 cm spout

SHOWERS

7.



7. 11557-R1-L1**-**-T**
 Alt. code: 5574200
 High-flow floor-mounted
 bathtub mixer trim only

8.



8. 8686--**
 Alt. code: 5560800
 Handshower set with
 slide bar

9.



9. 862921--**
 Alt. code: 5749540
 Wall-mounted
 handshower - set

10.



10. EV7.690H-R1-**
 Alt. code: 5574400
 Wall-mounted
 thermostatic bath &
 shower mixer with
 handshower set

11.



11. 11569-R1-L1**-**-**
 Alt. code: 5579000
 Progressive deck-
 mounted bathtub mixer
 with handshower set

12.



12. 11559-R1-L1**-**-**
 Alt. code: 5578600
 Progressive deck-
 mounted bathtub mixer
 with handshower set

ACCESSORIES

13.



13. 19203-**
Alt. code: 5370650
Soap dispenser

14.



14. 19208-**
Alt. code: 5369450
Towel ring

15.



15. 19206-**
Alt. code: 5369900
Tissue holder

16.



16. 19512-**
Alt. code: 5375000
Grab bar 30,8 cm

17.



17. 9013-**
Alt. code: 5747210
Wall-mounted
toilet brush

18.



18. 19201-**
Alt. code: 5370500
Soap dish holder

19.



19. 19205-**
Alt. code: 5370050
Tissue holder

20.



20. 19209-**
Alt. code: 5369000
Towel bar 45 cm



VIGNOLA

A TIMELESS COLLECTION INSPIRED BY BOLOGNA'S ICONIC PORTICOS

Vignola is named after famed architect Jacopo Barozzi da Vignola, who is considered one of the greatest Italian architects of the 16th century. His works include Palazzo dei Banchi and St. Peter's Basilica.

Each product is uniquely designed to add to the architecture of the bath space and to bring historic as well as contemporary finishes to your personal wellness space.

UNE COLLECTION INTEMPORELLE INSPIRÉE DES PORTIQUES EM- BLÉMATIQUES DE BOLOGNE

Vignola doit son nom au célèbre architecte Jacopo Barozzi Vignola, considéré comme l'un des plus grands architectes italiens du XVIe siècle.

Parmi ses œuvres, citons le Palazzo dei Banchi et la basilique Saint-Pierre. Chaque produit est conçu de manière unique pour compléter l'architecture de la salle de bains et apporter des finitions historiques et contemporaines à votre espace de bien-être personnel.

EINE ZEITLOSE KOLLEKTION IN- SPIRIERT VON DEN IKONISCHEN PORTIKEN VON BOLOGNA

Vignola ist nach dem berühmten Architekten Jacopo Barozzi Vignola benannt, der als einer der größten italienischen Architekten des 16. Jahrhunderts gilt.

Zu seinen Werken zählen der Palazzo dei Banchi und der Petersdom. Jedes Produkt ist einzigartig gestaltet, um die Architektur des Bades zu ergänzen und sowohl historische als auch moderne Oberflächen in Ihren persönlichen Wellnessbereich zu bringen.

UNA COLLEZIONE SENZA TEMPO ISPIRATA AGLI ICONICI PORTICI DI BOLOGNA

Vignola prende il nome dal famoso architetto Jacopo Barozzi Vignola, considerato uno dei più grandi architetti italiani del XVI secolo.

Tra le sue opere figurano Palazzo dei Banchi e la Basilica di San Pietro. Ogni prodotto è progettato in modo unico per arricchire l'architettura del bagno e per portare finiture storiche e contemporanee nel vostro spazio personale di benessere.





Tailored to the architectural needs and individual lifestyles of GRAFF's prestigious clients.

PG
Polished Gold PVD

Ils sont adaptés aux besoins architecturaux et aux modes de vie individuels des clients prestigieux de GRAFF.

Maßgeschneidert auf die architektonischen Bedürfnisse und den individuellen Lebensstil der renommierten Kunden von GRAFF.

Su misura per le esigenze architettoniche e gli stili di vita individuali dei prestigiosi clienti di GRAFF.

GRAFF's beautiful designs enhance the sense of well-being in the most intimate area of the living space.

Les magnifiques designs de GRAFF renforcent le sentiment de bien-être dans la zone la plus intime de l'espace de vie.

Die schönen Designs von GRAFF steigern das Wohlbefinden im intimsten Bereich des Wohnraums.

I bellissimi progetti di GRAFF aumentano il senso di benessere nell'area più intima dello spazio abitativo.

PG
Polished Gold PVD





PG
Polished Gold PVD

Special bathrooms require not only functional elements but also exclusive and rich designs.

**GRAFF's designs
blend beautifully
with functional
interiors.**

Les créations de GRAFF
s'intègrent parfaitement aux
intérieur fonctionnels.

I design di GRAFF si fondono
magnificamente con interni
funzionali.

Das Design von GRAFF passt
hervorragend zu funktionalen
Innenräumen.



Les salles de bains spéciales requièrent non seulement des éléments fonctionnels, mais aussi des designs exclusifs et riches.

I bagni speciali richiedono non solo elementi funzionali, ma anche un design esclusivo e ricco.

Besondere Bäder erfordern nicht nur funktionale Elemente, sondern auch ein exklusives und reichhaltiges Design.

SAVOIR VIVRE

The Vignola Collection unfurls choices for traditional and modern looks in the bath space.



RG
Polished Rose Gold /
Copper PVD®



PB/MB
Polished Brass PVD /
Storm Black Marble



PC/MBK
Polished Chrome /
Matte Black



BB
Brushed
Brass PVD

SAVOIR VIVRE

Le matériau de prédilection de l'architecture moderne déploie également son aspect puriste dans la salle de bains.

LEBENSART

Das Material der Wahl für moderne Architektur entfaltet seinen puristischen Look auch im Bad.

SAPER VIVERE

Il materiale scelto per l'architettura moderna dispiega il suo aspetto puristico anche nello spazio bagno.

RICH & SOPHISTICATED FUNCTIONAL PIECES OF ART

Architecturally rich for sophisticated surroundings, Vignola enhances the serenity and character of the bath scape with a deep sense of heritage. Luxurious Tuscan Marble inserts and metallic finishes recall timeless architecture and ignite design inspiration.



BB/MW
Brushed Brass PVD /
Smoky White Marble

OB
Olive Bronze

DES ŒUVRES D'ART FONCTIONNELLES, RICHES ET SOPHISTIQUÉES

D'une grande richesse architecturale pour des environnements sophistiqués, Vignola rehausse la sérénité et le caractère de la salle de bains avec un sens profond de l'héritage. De luxueux inserts en marbre et des finitions métalliques rappellent l'architecture intemporelle et suscitent l'inspiration.

REICHE UND ANSPRUCHSVOLLE FUNKTIONALE KUNSTWERKE

Vignola ist ein architektonisch hochwertiges Produkt für anspruchsvolle Ambiente, das die Atmosphäre und den Charakter des Bades mit einem tiefen Sinn für das Erbe unterstreicht. Luxuriöse Marmoreinsätze und metallische Oberflächen erinnern an zeitlose Architektur und inspirieren das Design.

OPERE D'ARTE FUNZIONALI, RICCHE E SOFISTICATE

Architettonicamente ricco per ambienti sofisticati, Vignola esalta la serenità e il carattere del paesaggio del bagno con un profondo senso del patrimonio. I lussuosi inserti in marmo e le finiture metalliche richiamano l'architettura senza tempo e accendono l'ispirazione del design.



RG/MBK
Polished rose gold /
Matte Black

VIGNOLA COLLECTION

Vignola is named after famed architect Jacopo Barozzi Vignola, who is considered one of the greatest Italian architects of the 16th century.

His works include Palazzo dei Banchi and St. Peter's Basilica.

BASIN MIXERS

1.



1. 11600-LM60-**
Alt. code: 5594000
Single lever basin mixer
13 cm spout

2.



2. 11610-R4-LM60B-****
Alt. code: 5582600
Three-hole washbasin
mixer

3.



3. 11612-R3-LM60B-****
Alt. code: 5582620
Three-hole washbasin
mixer

4.



4. 11635-LM60W--T**
Alt. code: 5709220
Wall-mounted basin
mixer with 19,1 cm spout

5.



5. 11631-R4-LM60B-**-T**
Alt. code: 5596650
Wall-mounted basin
mixer with 23,5 cm spout

6.



6. 11630-R4-LM60B-**-T**
Alt. code: 5596630
Wall-mounted basin
mixer with 19,1 cm spout

SHOWERS

7.




7. 11658-R4-LM60B-****
 Alt. code: 5707130
 Deck-mounted bathtub mixer with handshower set

8.



8. 8710-C20-**
 Alt. code: 5711200
 Handshower set with slide bar

9.



9. 8188HH-ALM60C20--T**
 Alt. code: 5724820
 M-Series valve trim with 4 handles

10.



10. 11655-R4-LM60B-****
 Alt. code: 5590450
 Deck-mounted handshower & diverter set

11.




11. 8373-**
 Alt. code: 5712860
 Shower head with shower arm

12.



12. 8699-**
 Alt. code: 5711470
 Wall-mounted handshower-set

ACCESSORIES

13.**13. 19302-****Alt. code: 5213817
Tumbler holder**14.****14. 19306-****Alt. code: 5213447
Towel ring**15.****15. 19305-****Alt. code: 5213867
Tissue holder**16.****16. 19512-****Alt. code: 5375000
Grab bar 30,8 cm**17.****17. 19310-****Alt. code: 5213797
Toilet brush**18.****18. 0003-****Alt. code: 5726800
Flush plate**19.****19. 9011-****Alt. code: 2373400
Shower basket**20.****20. 19307-****Alt. code: 5213007
Towel bar 45,9 cm



HARLEY

THE DESIGN THAT HAS BECOME AN ICON

Handsomely interpreting a heritage of independence and adventure, the Harley Collection infuses the intimacy of the bath space with the spirit and romance of the open road.

HARLEY LE DESIGN QUI EST DEvenu UNE ICÔNE

Interprétant avec élégance un héritage d'indépendance et d'aventure, la collection Harley insuffle à l'intimité de la salle de bains l'esprit et le romantisme de la route

HARLEY - DAS DESIGN, DAS ZUR IKONE WURDE

Die Harley-Kollektion interpretiert das Erbe der Unabhängigkeit und des Abenteuers und verbindet die Intimität des Badezimmers mit dem Temperament und der Romantik der Landstraße.

HARLEY IL DESIGN CHE È DIVENTATO UN'ICONA

Interpretando in modo affascinante un'eredità di indipendenza e avventura, la collezione Harley infonde l'intimità dello spazio bagno con lo spirito e il romanticismo della strada aperta.



PB
Polished Brass PVD





STRIKING STYLE

With an adaptable design by GRAFF's G+ Design Studio and precision engineering, the Harley Collection exudes modern elegance and confidence across a diverse selection of interiors.

Metallic finishes evoke the glint of chrome in the sun and the rich industrial heritage of copper, brass and steel. Alongside natural elements, a matte or black finish complements the abstract mineral veins of a marble wall.

Avec un design adaptable conçu par le studio de design G+ de GRAFF et une ingénierie de précision, la collection respire l'élégance moderne et l'assurance dans une sélection variée d'intérieurs.


Les finitions métalliques évoquent l'éclat du chrome au soleil et le riche héritage industriel du cuivre, du laiton et de l'acier. Aux côtés d'éléments naturels, une finition mate ou noire complète les veines minérales abstraites d'un mur en marbre.

Mit dem anpassungsfähigen Design des G+ Designstudios von GRAFF und präziser Technik strahlt die Kollektion moderne Eleganz und Selbstvertrauen in einer Vielzahl von Innenräumen aus.

Metallische Oberflächen erinnern an das Glitzern von Chrom in der Sonne und an das reiche industrielle Erbe von Kupfer, Messing und Stahl. In Verbindung mit natürlichen Elementen ergänzt eine matte oder schwarze Oberfläche die abstrakten Mineraladern einer Marmorwand.

Grazie al design adattabile del G+ Design Studio di GRAFF e all'ingegneria di precisione, la collezione emana eleganza moderna e sicurezza in una vasta gamma di interni.

Le finiture metalliche evocano il luccichio del cromo al sole e il ricco patrimonio industriale di rame, ottone e acciaio. Accanto agli elementi naturali, una finitura opaca o nera completa le venature minerali astratte di una parete di marmo.



HARLEY





PB
Polished Brass PVD

THE WARM MODERN STYLE OF INDUSTRIAL DESIGN



PB
Polished Brass PVD

LE STYLE MODERNE ET CHALEUREUX DU DESIGN INDUSTRIEL OPERE D'ARTE
DER WARME, MODERNE STIL DES INDUSTRIEDESIGNS
IL CALDO STILE MODERNO DEL DESIGN INDUSTRIALE

THE INDEPENDENT SPIRIT OF CONFIDENCE

L'ESPRIT D'INDÉPENDANCE
ET DE CONFIANCE

DER UNABHÄNGIGE GEIST
DES VERTRAUENS

LO SPIRITO INDIPENDENTE
DELLA FIDUCIA



GM
Gunmetal PVD



GM
Gunmetal PVD

INDUSTRIAL GLAMOUR WITH PRECISION PERFORMANCE

LE GLAMOUR INDUSTRIEL AU
SERVICE DE LA PRÉCISION

INDUSTRIELLER GLAMOUR MIT
PRÄZISER LEISTUNG

FASCINO INDUSTRIALE CON
PRESTAZIONI DI PRECISIONE



HARLEY COLLECTION

The design of the contemporary collection was derived from the stylings of classic motorcycles, fusing an industrial aesthetic with details nostalgic of the All-American icons.

BASIN MIXERS

1.

**1. 11400-C19-****

Alt. code: 5360650
ROGRESSIVE single lever
basin mixer - 15,3cm spout

2.

**2. 11402A-LM57L-****

Alt. code: 5716660
Single lever basin mixer
high with fixed spout-16
cm spout

3.

**3. 11420-LM57B-****

Alt. code: 5374300
Progressive two-hole basin
mixer - 15,3 cm spout

4.

**4. 11431-LM57B-**-T**

Alt. code: 5357700
Wall-mounted basin
mixer with 23,2 cm spout

5.

**5. 11435-LM57B-**-T**

Alt. code: 5519000
Progressive wall-mounted
basin mixer- 18,7 cm
spout

11437-LM57B--T**

Alt. code: 5712560
Progressive wall-mounted
basin mixer- 14,8 cm
spout

11436-LM57B--T**

Alt. code: 5519100
Progressive wall-mounted
basin mixer- 23,1cm spout

6.

**6. 6135-LM57W-**-T**

Alt. code: 5703160
Wall-mounted basin
mixer with 18,7 cm spout

6137-LM57W--T**

Alt. code: 5712520
Wall-mounted basin
mixer with 14,8 cm spout

6136-LM57W--T**

Alt. code: 5703180
Wall-mounted basin
mixer with 23,2 cm spout

SHOWERS

7.



7. 11454-LM57B--T**
 Alt. code: 5373750
 High-flow floor-mounted bathtub mixer

8.



8. 8686--**
 Alt. code: 5560800
 Handshower set with slide bar

9.



9. 11469-LM57B--**
 Alt. code: 5586600
 Progressive deck-mounted bathtub mixer with handshower set

11469--T**
 Alt. code: 5586700
 Deck-mounted bathtub spout

LM57B-BS--**
 Alt. code: 5579480
 PROGRESSIVE deck-mounted bathtub mixer

LM57B-DSS--**
 Alt. code: 5579500
 Deck-mounted bathtub diverter

8714-HS2--**
 Alt. code: 5579460
 Deck-mounted handshower

10.



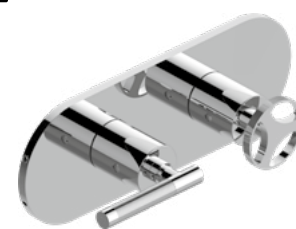
10. 86291--**
 Alt. code: 5749540
 Wall-mounted handshower-set

11.



11. L7.690H-C19E0--T**
 Alt. code: 5535000
 Wall-mounted thermostatic bath & shower mixer with handshower set

12.



12. 8047HH-LM57C19--T**
 Alt. code: 5395450
 M-Series valve trim with 2 handles

ACCESSORIES

13.



13. 19202-**
Alt. code: 5370800
Tumbler holder

14.



14. 19208-**
Alt. code: 5369450
Towel ring

15.



15. 19206-**
Alt. code: 5369900
Tissue holder

16.




16. 19512-**
Alt. code: 5375000
Grab bar 30,8 cm

17.




17. 19310-**
Alt. code: 5213797
Toilet brush

18.



18. 19204-**
Alt. code: 5369600
Towel hook

19.



19. 9011-**
Alt. code: 2373400
Shower basket

20.



20. 0004-**
Alt. code: 5732390
Flush plate

GRAFF COLLECTIONS FOR INDUSTRIAL AND CLASSICAL STYLE INTERIORS

Collections GRAFF pour les intérieurs de style industriel et classique

GRAFF-kollektionen für Interieurs im industriellen und klassischen stil

Collezioni GRAFF per interni in stile industriale e classico





VINTAGE

A Contemporary Line With Subtle and Elegant Industrial Details

The Vintage Collection brings a sense of nuance and historic intrigue to the bath space with rich industrial-chic details equally suited for a metropolitan loft space or a country estate.

UNE LIGNE CONTEMPORAINE AVEC DES DÉTAILS INDU- STRIELS SUBTILS ET ÉLÉGANTS


La collection Vintage apporte un sens de la nuance et de l'intrigue historique à l'espace bain avec de riches détails industriels chics qui conviennent aussi bien à un loft métropolitain qu'à une propriété de campagne.

EINE ZEITGENÖSSISCHE LINIE MIT DEZENTEN UND ELEGANTEN INDUSTRIELLEN DETAILS

Die Kollektion Vintage verleiht dem Bad einen Hauch von Nuancen und historischer Faszination, mit reichhaltigen schicken industriellen Details, die sich gleichermaßen für ein großstädtisches Loft oder einen Landsitz eignen.

UNA LINEA CONTEMPORANEA CON SOTTILI ED ELEGANTI DETTAGLI INDUSTRIALI


La collezione Vintage conferisce un senso di sfumatura e di intrigo storico allo spazio bagno con ricchi dettagli industrial chic, adatti sia a un loft metropolitano che a una tenuta di campagna.



PB
Polished
Brass PVD



PB
Polished
Brass PVD



The Vintage Collection is recognized by the Illinois Fire Safety Alliance as a mixer design that pays homage to the Chicago Fire Department's historic logo.

La collection Vintage est reconnue par l'Illinois Fire Safety Alliance comme un modèle de robinet qui rend hommage au logo historique du Chicago Fire Department.

Die Kollektion Vintage ist von der Illinois Fire Safety Alliance als Armaturen-Design anerkannt, das eine Hommage an das historische Logo der Feuerwehr von Chicago darstellt.

La collezione Vintage è riconosciuta dall'Illinois Fire Safety Alliance come un design di rubinetto che rende omaggio allo storico logo dei Vigili del Fuoco di Chicago.



Finish option not available!

VINTAGE COLLECTION



BNi
Brushed Nickel

Vintage Three Hole Basin Mixer with Lever Handle (Brushed Nickel): -11310-LM56B-BNi



BNi
Brushed Nickel

Vintage Three Hole Basin Mixer with Round Handle (Brushed Nickel): -11310-C18B-BNi


"We are thankful for GRAFF's support and homage to Chicago firefighters and the Illinois Fire Safety Alliance"

GOLDEN AGE strength in a contemporary look

La force de l'âge d'or dans un
style contemporain

GOLDEN AGE Stärke im modernen
Look

La forza dell'età dell'oro in
un look contemporaneo





AU/BK
Polished Gold 24K /
Architectural Black

PC

BNI

PN

WT

BK

MBK

SN

OB

VBB

PB

BB

PG

BG

SG

PNP

BNP

OX

BOX

WB

RG

BRG

PRB

BRB

GM

AU

BAU

GRAFF



VINTAGE COLLECTION

The Vintage Collection pays homage to the Big Fire which took place in 1934 in Chicago Union Stock Yards and to the heroic effort that 1,600 Chicago firefighters made to extinguish it.

BASIN MIXERS

1.



1. 11301-LM56L--****
 Alt. code: 5583400
 Single lever basin
 mixer 13,9cm spout

2.



2. 11320-LM56B--****
 Alt. code: 5374000
 PROGRESSIVE two-hole
 basin mixer - 14cm spout

3.



3. 11310-C18B--****
 Alt. code: 5330000
 Three-hole washbasin
 mixer

4.



4. 11330-LM56B--T**
 Alt. code: 5353600
 Wall-mounted basin
 mixer with 19,1 cm spout

5.



5. 11335-LM56B--T**
 Alt. code: 5505800
 PROGRESSIVE wall-mounted
 basin mixer 19cm spout

11336-LM56B--T**

Alt. code: 5505900
 PROGRESSIVE wall-mounted
 basin mixer 23,5cm spout

6.



6. 11338-LM56W--T**
 Alt. code: 5705160
 Wall-mounted basin
 mixer with 19cm spout

11339-LM56W--T**

Alt. code: 5705180
 Wall-mounted basin
 mixer with 23,4cm spout

7.



7. 11359-LM56B-**

Alt. code: 5580600
PROGRESSIVE deck-mounted bathtub mixer with handshower set

11359--T**

Alt. code: 5580220
Deck-mounted bathtub spout

LM56B-BS-**

Alt. code: 5580280
PROGRESSIVE deck-mounted bathtub mixer


LM56B-DS-**

Alt. code: 5580300
Deck-mounted bathtub diverter

8714-HS2-**

Alt. code: 5579460
Deck-mounted handshower

8.



8. 11354-LM56B--T**

Alt. code: 5366150
High-flow floor-mounted bathtub mixer

9.



9. 11796-C18T-**

Alt. code: 5716460
Wall-mounted thermostatic shower column with handshower and showerhead

10.



10. 8676-**

Alt. code: 5562200
Handshower set with slide bar

11.



11. 8625-**

Alt. code: 5352000
Wall-mounted handshower - set


12.



12. 8088H-ALM56C18--T**

Alt. code: 5517000
M-Series valve trim with 4 handles

ACCESSORIES

13.

13. 19101-**
Alt. code: 5368050
Soap dish holder

14.

14. 19102-**
Alt. code: 5367900
Tumbler holder

15.

15. 19104-**
Alt. code: 5367600
Towel hook

16.

16. 19105-**
Alt. code: 5367750
Tissue holder

17.

17. 19107-**
Alt. code: 5367000
Towel bar 45,9cm

18.

18. 9215-**
Alt. code: 5065007
Grab bar 30,8cm



PC/BK
Polished Chrome

AMETIS

CONTEMPORARY ART FUSION

Designed by renowned international designer Davide Oppizzi and inspired by the image of the goddess bathing with her nymphs, the Ametis Collection's ring showerhead creates a mesmerizing halo of water, light and color.

FUSION D'ART CONTEMPORAIN


Conçue par le célèbre designer international Davide Oppizzi et inspirée par l'image de la déesse se baignant avec ses nymphes, la pomme de douche en anneau de la collection Ametis crée un halo envoûtant d'eau, de lumière et de couleur.

FUSION ZEITGENÖSSISCHER KUNST

Die von dem renommierten internationalen Designer Davide Oppizzi entworfene Ringbrause der Kollektion Ametis ist vom Bild der mit ihren Nymphen badenden Göttin inspiriert und erzeugt einen hypnotisierenden Lichtschein aus Wasser, Licht und Farbe.

FUSIONE D'ARTE CONTEMPORANEA

Progettato dal famoso designer internazionale Davide Oppizzi e ispirato all'immagine della dea che si bagna con le sue ninfe, il soffione ad anello della collezione Ametis crea un'ipnotica aureola di acqua, luce e



HARMONY ACROSS ARCHITECTURAL STYLES

The Ametis Collection's mixers are available with LED lights to visually indicate changes in water temperature and with a single handle for modern minimalist appeal and harmony across architectural styles.



L'harmonie entre les styles architecturaux

Les robinets de la collection sont disponibles avec des lumières LED pour indiquer visuellement les changements de température de l'eau et avec une poignée unique pour un attrait minimaliste moderne et une harmonie entre les styles architecturaux.

Harmonie zwischen architektonischen Stilen

Die Armaturen der Kollektion sind mit LED-Beleuchtung erhältlich, um Änderungen der Wassertemperatur visuell anzuzeigen, und mit einem einzigen Griff für moderne, minimalistische Optik und Harmonie mit verschiedenen architektonischen Stilen.

Armonia tra gli stili architettonici

I rubinetti della collezione sono disponibili con luci a LED per indicare visivamente le variazioni di temperatura dell'acqua e con una maniglia singola per un fascino moderno e minimalista e un'armonia tra gli stili architettonici.



PB
Polished Brass PVD

PC
Polished Chrome






The Ametis showerhead's six-color LED chromotherapy lighting glows, forming a transcendent experience that transforms the shower into an exquisite multi-sensory work of art.

L'éclairage chromothérapeutique LED à six couleurs de la pomme de douche Ametis brille, créant une expérience transcendante qui transforme la douche en une œuvre d'art multisensorielle exquise.

Die sechsfarbige LED-Chromotherapie-Beleuchtung des Ametis-Duschkopfs leuchtet und schafft ein transzendentes Erlebnis, das die Dusche in ein exquisites multisensorisches Kunstwerk verwandelt.

L'illuminazione cromoterapica a LED a sei colori del soffione Ametis si illumina, creando un'esperienza transcendente che trasforma la doccia in una squisita opera d'arte multisensoriale.





**A SMART DETOUR
FROM THE CUSTOMARY
WAYS OF SHOWERING
TO UNIQUENESS AND
CHARM**

**UN DÉTOUR INTELLIGENT DE LA DO-
UCHE HABITUELLE VERS L'ORIGINA-
LITÉ ET LE CHARME**

**EINE ELEGANTE ABKEHR VON DER
ÜBLICHEN ART DES DUSCHENS HIN
ZU EINZIGARTIGKEIT UND CHARME**

**UNA DEVIAZIONE INTELLIGENTE
DALLE CONSUETUDINI DELLA DO
CIA VERSO L'UNICITÀ E LO CHARME**

WT/BK
Matte White /
Architectural Black



PB
Polished Brass PVD

PC

BNi

PN

WT

BK

MBK

SN

OB

VBB

PB

BB

PG

BG

SG

PNP

BNP

OX

BOX

WB

RG

BRG

PRB

BRB

GM

AU

BAU

GRAFF



AMETIS COLLECTION

Designed by renowned Swiss designer Davide Oppizzi, this futuristic collection draws inspiration from the fluidity of water and the elegance of Japanese calligraphy, created with a single brushstroke.

The faucets feature an electronic LED light around the handle that changes color to indicate water temperature.

BASIN MIXERS

1.



1. 6410-LM44-**
Alt. code: 5102000
Three-hole
washbasin mixer

2.



2. 6400-LM43-**
Alt. code: 5108000
Single lever basin
mixer mechanical
version

3.



3. 6405-LM43-**
Alt. code: 5108500
Single lever basin mixer
high mechanical version

4.



4. 6401-LM43-**
Alt. code: 5112000
Single lever basin mixer
version with LED

5.



5. 6430-LM43--T**
Alt. code: 5102500
Wall-mounted basin
mixer mechanical version

6.



6. 6440-LM43--T**
Alt. code: 5102600
Wall-mounted basin
mixer version with LED

SHOWERS

7.



7. 8679-**
Alt. code: 5556000
Wall-mounted
handshower set

8.



8. 8619-**
Alt. code: 2358950
Wall-mounted
handshower set

9.



9. 8750-**
Alt. code: 5101050
Thermostatic shower
column with rain,
waterfall, body sprays,
6 color LED and
chromotherapy

10.



10. 8637-**
Alt. code: 5556000
Wall-mounted hand
shower set

11.



11. 8306-**
Alt. code: 5567200
Shower head with
shower arm-complete
set

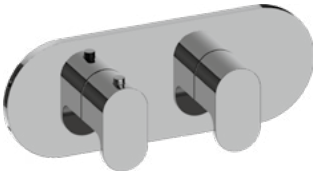
12.



12. 8760--T**
Alt. code: 5137000
Multifunction
showerhead with rain,
waterfall, 6 color LED
and chromotherapy

ACCESSORIES

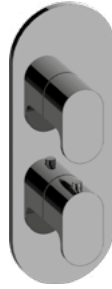
13.



13. 8047H-LM44E0--T**

Alt. code: 5378150
M-Series valve trim
with 2 handles

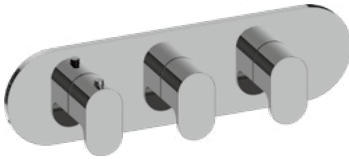
14.



14. 8047-LM44E0--T**

Alt. code: 5378000
M-Series valve trim
with 2 handles

15.



15. 8056H-LM44E0--T**

Alt. code: 5504100
M-Series valve trim
with 3 handles

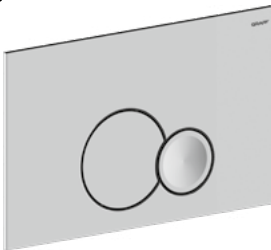
16.



16. 8058-LM44E0--T**

Alt. code: 5504200
M-Series valve trim
with 4 handles


17.



17. 0001-**

Alt. code: 5598820
Flush plate

18.



18. 0003-**

Alt. code: 5726800
Flush plate

LUNA

BATHING BY MOONLIGHT

With its gleaming crescent moon silhouette, the Luna Collection artfully celebrates the relationship between water and the moon, recalling the sensual pleasures of bathing by moonlight.

SE BAIGNE AU CLAIR DE LUNE

Avec sa silhouette de croissant de lune étincelant, la collection Luna célèbre la relation entre l'eau et la lune, rappelant les plaisirs sensuels d'un bain au clair de lune.

LUNA BADET IM MONDLICHT

Mit ihrer schimmernden Mondsichel-Silhouette zelebriert die Kollektion Luna kunstvoll die Beziehung zwischen Wasser und Mond und erinnert an die sinnlichen Freuden des Badens bei Mondschein.

IMMERSA NEL CHIARO DI LUNA

Con la sua scintillante silhouette a mezzaluna, la Collezione Luna celebra artisticamente il rapporto tra l'acqua e la luna, ricordando il piacere sensuale di fare il bagno al chiaro di luna.

PN
Polished Nickel









The spout's luminous celestial form appears suspended in the air as it evokes flowing water, soothing the soul, and conjuring the rhythm of the tides and the beauty of the cosmos.

La forme céleste lumineuse du bec semble suspendue dans l'air et évoque l'eau qui coule, apaisant l'âme et évoquant le rythme des marées et la beauté du cosmos.

Die leuchtende, himmlische Form des Auslaufs scheint in der Luft zu schweben und erinnert an fließendes Wasser, das die Seele beruhigt und den Rhythmus der Gezeiten und die Schönheit des Kosmos beschwört.

La luminosa forma celeste del beccuccio appare sospesa nell'aria ed evoca lo scorrere dell'acqua, rasserenando l'anima ed evocando il ritmo delle maree e la bellezza del cosmo.

RG
Polished Rose
Gold / Copper
PVD®





SN
Steelnox®
Satin Nickel



MOONLIGHT SONATA

Luna's long, slender curvilinear spout is a revelation in modern elegance and sculptural functional design. Glimmering concave handles reveal the slight curve of a gentle wave, as though drawn by the pull of the moon.

Radiant polished metal finishes such as chrome, nickel and brass give the collection a reflective quality, highlighting its aesthetic appeal and architectural harmony.

SONATE AU CLAIR DE LUNE

Le long et mince bec curviligne de Luna est une révélation d'élégance moderne et de design fonctionnel sculptural. Les poignées concaves scintillantes révèlent la légère courbe d'une vague douce, comme si elle était attirée par l'attraction de la lune.

Les finitions en métal poli brillant, comme le chrome, le nickel et le laiton, confèrent à la collection une qualité réfléchissante, soulignant son attrait esthétique et son harmonie architecturale.

MONDSCHEINSONATE

Der lange, schlanke, geschwungene Auslauf von Luna ist eine Offenbarung an moderner Eleganz und skulpturalem, funktionalem Design. Die schimmernden, konkaven Griffe zeigen die leichte Kurve einer sanften Welle, als ob sie von der Anziehungskraft des Mondes angezogen würde.

Strahlend polierte Metalloberflächen wie Chrom, Nickel und Messing verleihen der Kollektion eine spiegelnde Qualität, die ihren ästhetischen Reiz und ihre architektonische Harmonie unterstreicht.

SERENATA AL CHIARO DI LUNA

La lunga e sottile bocca curvilinea di Luna è una rivelazione di eleganza moderna e design scultoreo e funzionale. Le scintillanti maniglie concave rivelano la leggera curva di una dolce onda, come se fosse disegnata dalla forza della luna.

Le finiture in metallo lucido come il cromo, il nichel e l'ottone conferiscono alla collezione una qualità riflettente, evidenziandone il fascino estetico e l'armonia architettonica.

PC

BNi

PN

WT

BK

MBK

SN

OB

VBB

PB

BB

PG

BG

SG

PNP

BNP

OX

BOX

WB

RG

BRG

PRB

BRB

GM

AU

BAU

GRAFF



LUNA COLLECTION

Inspired by the crescent of the moon. Like a celestial element floating along the wall, the Luna spout seems to magically deliver a stream of water.

BASIN MIXERS

1.



1. 6000--T**

Alt. code: 2294300
Wall-mounted
washbasin spout

2.



2. 6000-C14--T**

Alt. code: 5363100
Wall-mounted
washbasin spout with
deck-mounted basin
valves

3.



3. 6000-C14U--T**

Alt. code: 5363200
Wall-mounted washbasin
spout with wall-mounted
handles

4.



4. 6000-LM36W--T**

Alt. code: 5363000
Washbasin mixer with
wall-mounted control

SHOWERS

7.



7. 6051-C14B--T**
 Alt. code: 5363300
 Wall-mounted bathtub
 spout and deck-mounted
 bathtub set

8.



8. 6054-C14U--T**
 Alt. code: 5363400
 Wall-mounted bathtub
 mixer with handshower

9.




9. 8647--T**
 Alt. code: 5321700
 Wall-mounted
 handshower - set

10.



10. 8649--T**
 Alt. code: 2329500
 Wall-mounted
 handshower - set

11.



11. 8059H-LM36E0--T**
 Alt. code: 5505500
 M-Series valve trim
 with 4 handles

12.



12. 8057-LM36E0--T**
 Alt. code: 5170700
 M-Series valve trim
 with 3 handles

ACCESSORIES

13.



13. 9104-**

Alt. code: 2140410
Towel hook

14.



14. 9105-**

Alt. code: 2140400
Tissue holder

15.



15. 9154-**

Alt. code: 2373300
Free standing soap
dispenser

16.



16. 9012-**

Alt. code: 5716380
Wall-mounted toilet
brush

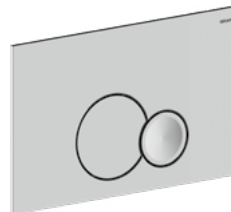
17.



17. 9109-**

Alt. code: 2331200
Tissue holder

18.



18. 0001-**

Alt. code: 5598820
Flush plate

19.



19. 9616-**

Alt. code: 5147247
Grab bar 40,6cm

20.



20. 9103-**

Alt. code: 2140450
Double towel bar



PHASE

HARMONY AND BALANCE

A homage to the circle as a symbol of unity and balance, the Phase Collection is a clean and simple union of sensuality and precision, evoking the phases of the moon and the cycles of nature.

HARMONIE ET ÉQUILIBRE

Hommage au cercle, symbole d'unité et d'équilibre, la collection Phase est une union nette et simple de sensualité et de précision, évoquant les phases de la lune et les cycles de la nature.

HARMONIE UND GLEICHGEWICHT

Die Kollektion Phase ist eine Hommage an den Kreis als Symbol der Einheit und des Gleichgewichts. Sie ist eine klare und einfache Verbindung von Sinnlichkeit und Präzision, die an die Mondphasen und die Zyklen der Natur erinnert.

ARMONIA ED EQUILIBRIO

Omaggio al cerchio come simbolo di unità ed equilibrio, la collezione Phase è un'unione pulita e semplice di sensualità e precisione, che evoca le fasi lunari e i cicli della natura.



WT
Matte White



BG
Brushed Gold PVD



RG
Polished Rose Gold /
Copper PVD®

**With sloped, rounded tips,
cylindrical stands and circular bases,
Phase's slender spout and handles
bring a sense of symmetry and
harmony to the bath scape.**

Avec des extrémités inclinées et arrondies, formes cylindriques et bases circulaires, le bec et les poignées élancés de Phase apportent un sens de la symétrie et de l'harmonie à l'espace bain.

Mit ihren abgeschrägten, abgerundeten Spitzen, den zylindrischen Standfüßen und den runden Sockeln bringen die schlanken Ausläufe und Griffe von Phase ein Gefühl von Symmetrie und Harmonie in die Badlandschaft. Harmonie in die Badlandschaft.

Con punte inclinate e arrotondate, supporti cilindrici e basi circolari, la bocca e le maniglie sottili di Phase conferiscono un senso di simmetria e armonia al paesaggio del bagno.

PC

BNi

PN

WT

BK

MBK

SN

OB

VBB

PB

BB

PG

BG

SG

PNP

BNP

OX

BOX

WB

RG

BRG

PRB

BRB

GM

AU

BAU

GRAFF



PHASE COLLECTION

Elegantly unifying interior elements, the Phase Collection centers the bath space with captivating simplicity and clarity.

BASIN MIXERS

1.



1. 6600-LM45-**
Alt. code: 5120000
Single lever basin mixer
12cm spout

2.



2. 6605A-LM45-**
Alt. code: 5749700
Single lever basin mixer
high 16,5cm spout

3.




3. 6610-LM45B-**
Alt. code: 5120500
Three-hole washbasin
mixer

4.



4. 6612-LM45B-**
Alt. code: 5721730
Three-hole washbasin
mixer

5.



5. 6630-LM45B--T**
Alt. code: 5589200
Wall-mounted basin
mixer with 19,1cm spout


6.



6. 6635-LM45W--T**
Alt. code: 5125400
Wall-mounted basin
mixer with 19,1cm spout

SHOWERS

7.



7. 6654-LM45N--T**
 Alt. code: 5124900
 High-flow floor-mounted bathtub mixer

8.



8. 11796-RHT--**
 Alt. code: 5716370
 Wall-mounted thermostatic shower column with handshower and showerhead

9.



9. 6651-LM45B--**
 Alt. code: 5356300
 Deck-mounted bathtub mixer with handshower set
6650-LM45B--**
 Alt. code: 5381150
 Deck-mounted bathtub mixer
6355-LM45B--**
 Alt. code: 5381350
 Deck-mounted handshower & diverter Set

10.



10. 6659-LM45W--**
 Alt. code: 5587000
 Deck-mounted bathtub mixer with handshower set
6659--T**
 Alt. code: 5124500
 Deck-mounted bathtub spout
LM45W-BS--**
 Alt. code: 5587020
 Deck-mounted bathtub mixer
RB-DS--**
 Alt. code: 5587040
 Deck-mounted bathtub diverter
8714-HS--**
 Alt. code: 2397800
 Deck-mounted handshower

11.



11. 6676-LM45W--**
 Alt. code: 5126400
 Wall-mounted bath & shower mixer with handshower set

12.



12. L7.090H-LM45E0--T**
 Alt. code: 5587800
 Wall-mounted thermostatic shower mixer

ACCESSORIES

13.



13. 9402-**
Alt. code: 2399500
Soap dish holder

14.



14. 9154-**
Alt. code: 2373300
Free standing soap dispenser

15.



15. 9405-**
Alt. code: 2399900
Tissue holder

16.




16. 9407-**
Alt. code: 2399700
Towel hook

17.



17. 9410-**
Alt. code: 2377800
Towel bar

18.



18. 0003-**
Alt. code: 5726800
Flush plate

19.



19. 9011-**
Alt. code: 2373400
Shower basket

20.



20. 9512-**
Alt. code: 5021157
Grab bar 30,8cm



PC
Polished Chrome



PC
Polished Chrome

TERRA

A NATURAL PROFILE

The Terra Collection grounds the personal wellness space with earthy elegance and simplicity. Rounded forms soften the interior and give a sense of warmth and solidity.

UN PROFIL NATUREL

La collection Terra confère à l'espace de bien-être personnel une élégance et une simplicité terrestres. Les formes arrondies adoucissent l'intérieur et donnent une impression de chaleur et de solidité.

IN NATÜRLICHES PROFIL

Die Kollektion Terra verleiht dem persönlichen Wellness-Raum Eleganz und Schlichtheit. Abgerundete Formen machen den Innenraum weicher und vermitteln ein Gefühl von Wärme und Solidität.

UN PROFILO NATURALE

La collezione Terra arreda lo spazio del benessere personale con eleganza e semplicità. Le forme arrotondate ammorbidiscono gli interni e danno un senso di calore e solidità.



PC
Polished Chrome



PB
Polished Brass PVD

LUSTROUS LINES

Contemporary finishes crafted from metals heighten Terra's elemental appeal and enhance the architectural expression.

LIGNES LUSTRÉES

Les finitions contemporaines évoquant les métaux l'attrait élémentaire de Terra et renforcent l'expression architecturale.

GLÄNZENDE LINIEN

Zeitgenössische Oberflächen, die an Metalle erinnern, steigern den elementaren Reiz von Terra und verstärken den architektonischen Ausdruck.

LINEE LUCENTI

Le finiture contemporanee che evocano metalli esaltano il fascino elementare di Terra e ne esaltano l'espressione architettonica.



PN/MBK
Polished Nickel / Matte
Black



BAU/MBK
Brushed Gold 24K /
Matte Black

MODERN IN NATURE

Terra's selection of refined finishes brings personality to the forefront while harmonizing with infinite interior styles.

MODERNE PAR NATURE

La sélection de finitions raffinées de Terra met la personnalité au premier plan tout en s'harmonisant avec une infinité de styles d'intérieur.

NATURGEMÄSS MODERN

Terra's Auswahl an raffinierten Oberflächen bringt die Persönlichkeit in den Vordergrund und harmoniert mit unendlich vielen Einrichtungsstilen.

MODERNO PER NATURA

La selezione di finiture raffinate di Terra mette in primo piano la personalità, armonizzandosi con infiniti stili di interni.



PB
Polished Brass PVD

SERENE SIMPLICITY

Soothing the soul with brilliant simplicity, Terra brings natural allure and serenity with a sleek silhouette.

SIMPLICITÉ SEREINE

Apaisant l'âme avec une simplicité brillante, Terra apporte une allure naturelle et de la sérénité avec une silhouette élégante.

HEITERE SCHLICHTHEIT

Terra beruhigt die Seele mit brillanter Schlichtheit und bringt natürlichen Charme und Gelassenheit mit einer schlanken Silhouette.

SERENA SEMPLICITÀ

Concedendo all'anima una brillante semplicità, Terra dona allure naturale e serenità con una silhouette elegante.

COMPOSITION OF CALM

Shaped for serenity, Terra invites physical indulgence and emotional release.

COMPOSITION DU CALME

Façonnée pour la sérénité, Terra invite à l'indulgence physique et à la libération émotionnelle.

BESCHAFFENHEIT DER RUHE

Terra ist ein Ort der Gelassenheit, der zum körperlichen Genuss und zur emotionalen Entspannung einlädt.

COMPOSIZIONE DELLA CALMA

Concepita per la serenità, Terra invita all'indulgenza fisica e allo sfogo emotivo.



OX
Onyx PVD®

TERRA FIRMA

Expertly crafted from the highest-quality materials, the Terra Collection is ingeniously designed for durability, comfort, and timeless elegance.

Fabriquée de manière experte à partir de matériaux de la plus haute qualité, la collection Terra est ingénieusement conçue pour la durabilité, le confort et l'élégance intemporelle.

Terra ist ein Ort der Gelassenheit, der zum körperlichen Genuss und zur emotionalen Entspannung einlädt.

Sapientemente realizzata con materiali di altissima qualità, la collezione Terra è ingegnosamente progettata per garantire durata, comfort ed eleganza senza tempo.

OX
Onyx PVD®



PC

BNi

PN

WT

BK

MBK

SN

OB

VBB

PB

BB

PG

BG

SG

PNP

BNP

OX

BOX

WB

RG

BRG

PRB

BRB

GM

AU

BAU

GRAFF



OX
Onyx PVD®

TERRA COLLECTION

With a pure, minimalist design inspired by nature, Terra blends eco-conscious innovation with modern elegance. Its smooth, cylindrical form brings harmony to the bathroom, creating a serene, nature-inspired retreat.

BASIN MIXERS

1.



1. 6700-LM46-**
 Alt. code: 5131000
 Single lever basin mixer
 12cm spout

2.



2. 6705A-LM46-**
 Alt. code: 5749710
 Single lever basin mixer
 high 16,5cm spout

3.



3. 6710-C17B-**
 Alt. code: 5310800
 Three-hole washbasin
 mixer with manual pop-
 up waste

4.



4. 6711-LM46B-**
 Alt. code: 5304650
 Three-hole washbasin
 mixer with manual pop-
 up waste

5.



5. 6711-C17B-**
 Alt. code: 5304800
 Three-hole washbasin
 mixer with manual pop-
 up waste

6.



6. 6735-LM46W--T**
 Alt. code: 5130500
 Wall-mounted basin
 mixer with 19cm spout

7.



7. 6736-LM46W--T**
 Alt. code: 5130600
 Wall-mounted basin
 mixer with 23,5cm spout

SHOWERS

8.



8. 1752-LM46N--T**
 Alt. code: 5132000
 High-flow floor-mounted bathtub mixer

9.



9. 11796-C17T--T**
 Alt. code: 5716390
 Wall-mounted thermostatic shower column with handshower and showerhead

10.



10. 6751-LM46B--T**
 Alt. code: 5356450
 Deck-mounted bathtub mixer with handshower set
6750-LM46B--T**
 Alt. code: 5381550
 Deck-mounted bathtub mixer
6156-LM46B--T**
 Alt. code: 5381700
 Deck-mounted handshower & diverter Set

11.




11. 8301--T**
 Alt. code: 5567000
 Shower head with shower arm - complete set

12.



12. 8047-LM62C17--T**
 Alt. code: 5709750
 M-Series valve trim with 2 handles

13.



13. 8058HH-LM62C17--T**
 Alt. code: 5709830
 M-Series valve trim with 4 handles


ACCESSORIES

14.



14. 9404-**
Alt. code: 2377900
Soap dispenser

15.




15. 0003-**
Alt. code: 5726800
Flush plate

16.



16. 9405-**
Alt. code: 2399900
Tissue holder

17.




17. 9411-**
Alt. code: 5317000
Double towel bar

18.



18. 9512-**
Alt. code: 5021157
Grab bar 30,8cm

19.



19. 9407-**
Alt. code: 5314600
Towel hook

20.



20. 9150-**
Alt. code: 2379000
Toilet brush

21.



21. 9408-**
Alt. code: 2378300
Towel bar 40cm

NATURALLY DEFINED

The Immersion Collection invites the senses to revel in the realm of sublime design details.

NATURELLEMENT DÉFINIE

La collection Immersion invite les sens à se délecter de détails de design sublimes.

NATÜRLICH DEFINIERT

Die Kollektion Immersion lädt die Sinne ein, in das Reich der erhabenen Designdetails einzutauchen

NATURALMENTE DEFINITA

La collezione Immersion invita i sensi a immergersi nel regno dei dettagli di design sublimi.



MBK
Matte Black





MBK
Matte Black

IMMERSION



A NEW FORM OF LINEAR ART

Immersion defines luxury in the bath scape with sleek, gleaming sophistication drawn from nature. The collection's slender planes, fine lines and segmented curves create cohesion with the surroundings, echoing and amplifying sublime design details.



BRG
Brushed Rose Gold /
Copper PVD®

UNE NOUVELLE FORME D'ART LINÉAIRE

Immersion définit le luxe dans la salle de bains avec une sophistication élégante et brillante inspirée de la nature. Les vitres élancées, les lignes fines et les courbes segmentées de la collection créent une cohésion avec l'environnement, faisant écho aux détails sublimes du design et les amplifiant.

EINE NEUE FORM DER LINEAREN KUNST

Immersion definiert den Luxus im Bad mit eleganter, glänzender Raffinesse, die sich an der Natur orientiert. Die schlanken Schnitte, feinen Linien und segmentierten Kurven der Kollektion bilden eine Einheit mit der Umgebung, die erhabene Designdetails widerspiegelt und hervorhebt.

UNA NUOVA FORMA DI ARTE LINEARE

Immersion definisce il lusso nell'ambiente bagno con una raffinatezza elegante e scintillante, ispirata alla natura. I vetri sottili, le linee sottili e le curve segmentate della collezione creano coesione con l'ambiente circostante, facendo eco e amplificando dettagli di design sublimesi.



OX
Onyx PVD®

IMMERSION'S CONFIDENT CONTOURS

LES CONTOURS ASSURÉS DE IMMERSION
DIE SELBSTBEWUSSTEN KONTUREN VON IMMERSION
I CONTORNI SICURI DI IMMERSION



PASSION FOR PRECISION

PASSION POUR LA PRECISION
LEIDENSCHAFT FÜR PRÄZISION
PASSIONE PER LA PRECISIONE

MBK
Matte Black

PC

BNi

PN

WT

BK

MBK

SN

OB

VBB

PB

BB

PG

BG

SG

PNP

BNP

OX

BOX

WB

RG

BRG

PRB

BRB

GM

AU

BAU

GRAFF




SN
Steelnox® Satin Nickel

IMMERSION COLLECTION

GRAFF's Immersion Collection balances weightlessness with solidity, seamlessly blending precise engineering with bold contemporary aesthetics. Its curved, flat spout and choice of single-wing or double-winged handles showcase a design that is both minimalistic and refined, proving once again that "less is more."


BASIN MIXERS

1.



1. 2315-LM40--T**
 Alt. code: 5511600
 Floor-mtd washbasin
 spout with deck-
 mounted valves

2.



2. 2325-LM40N--T**
 Alt. code: 5190200
 Floor-mounted
 washbasin mixer

3.



3. 2301-LM31--**
 Alt. code: 2380500
 Single lever basin
 mixer

4.



4. 2305-LM31--**
 Alt. code: 2380600
 Single lever basin
 mixer - high

5.



5. 2311-LM40--**
 Alt. code: 2383200
 Three-hole washbasin
 mixer with manual
 pop-up waste

6.



6. 2311-LM40W--T**
 Alt. code: 5511000
 Single lever basin
 mixer with manual
 pop-up waste

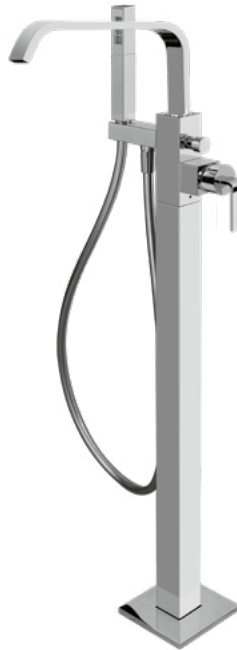
SHOWERS

7.



7. 3.100A-LM40S--T**
 Alt. code: 2321900
 High-flow floor-mounted bathtub mixer

8.



8. 2357-LM40N--T**
 Alt. code: 2369400
 Thermostatic SKI shower set

9.



9. 8355--**
 Alt. code: 5564200
 Shower head with shower arm - complete set

10.



10. 2358-LM40--**
 Alt. code: 5563800
 Deck-mounted bathtub mixer with handshower set

11.




11. 8048-LM40E0--T**
 Alt. code: 5379800
 M-Series valve trim with 2 handles

12.



12. 8059H-LM40E0--T**
 Alt. code: 5512800
 M-Series valve trim with 4 handles

ACCESSORIES

13.**13. 9101-****

Alt. code: 2140440
Soap dish holder

14.**14. 9102-****

Alt. code: 2140430
Tumbler holder

15.**15. 9103-****

Alt. code: 2140450
Double towel bar

16.**16. 9107-****

Alt. code: 2264007
Towel bar 45,7cm

17.**17. 9105-****

Alt. code: 2140400
Tissue holder

18.**18. 9612-****

Alt. code: 5021287
Grab bar 30,6cm

19.**19. 9104-****

Alt. code: 2140410
Towel hook

20.**20. 9106-****

Alt. code: 2140420
Towel ring



SADÉ

A NEW FORM OF BEAUTY WITH ALLURING MINIMALISM

Bringing a sophisticated sense of whimsy with alluring minimalism, the purity of Sade's profile seamlessly coalesces with the architecture of the bath space. With an arched mixer that is both playful and sophisticated, the collection pays joyful homage to the aesthetic and emotional impact of rounded contours.

UNE NOUVELLE FORME DE BEAUTÉ AU MINIMALISME SÉDUISANT

Alliant un sens sophistiqué de la fantaisie à un minimalisme séduisant, la pureté du profil de Sade s'harmonise parfaitement avec l'architecture de la salle de bains. Avec un robinet arqué à la fois ludique et sophistiqué, la collection rend un joyeux hommage à l'impact esthétique et émotionnel des contours arrondis.

EINE NEUE FORM DER SCHÖNHEIT MIT VERFÜHRERISCHEM MINIMALISMUS

Die Reinheit des Profils von Sade, das einen raffinierten Sinn für Eigenwilligkeit mit verführerischem Minimalismus verbindet, fügt sich nahtlos in die Architektur des Bades ein. Mit einer gewölbten Armatur, die sowohl verspielt als auch raffiniert ist, ist die Kollektion eine fröhliche Hommage an die ästhetische und emotionale Wirkung von abgerundeten Konturen.

UNA NUOVA FORMA DI BELLEZZA CON UN SEDUCENTE MINIMALISMO

La purezza del profilo di Sade, che unisce un sofisticato senso di estrosità a un seducente minimalismo, si fonde perfettamente con l'architettura del bagno. Con un rubinetto ad arco che è allo stesso tempo giocoso e sofisticato, la collezione rende gioioso omaggio all'impatto estetico ed emotivo dei contorni arrotondati.



PG
Polished Gold PVD



A MATTE BLACK FINISH EMPHASIZES SADE'S FINE FORM, CENTERING THE BATH SPACE WITH BLACK-TIE ELEGANCE.

La finition noir mat souligne la finesse de la forme de Sade, centrant l'espace de la salle de bains avec une élégance toute noire.

Die mattschwarze Oberfläche unterstreicht die feine Form von Sade und bildet mit schwarzer Eleganz den Mittelpunkt des Badezimmers.

La finitura nera opaca enfatizza la forma raffinata di Sade, che si inserisce nello spazio del bagno con un'eleganza da matrimonio.



SN
Steelnox®
Satin Nickel

NATURAL FLOW

Celebrating the shapes of nature and water, Sade complements earth tones and stone elements.

FLUX NATUREL

Célébrant les formes de la nature et de l'eau, Sade complète les tons de terre et les éléments en pierre.

NATÜRLICHER FLUSS

Sade zelebriert die Formen der Natur und des Wassers und ergänzt Erdtöne und Steinelemente.

FLUSSO NATURALE

Celebrando le forme della natura e dell'acqua, Sade integra i toni della terra e gli elementi in pietra.

STYLISTIC SYMBIOSIS

Comprising a complete and flawless universe of luxury, the Sade Collection is an aesthetic virtuoso channeling natural forms for avant-garde expression.

Resplendent in a 24K Brushed Gold finish, Sade's sinuous and linear silhouettes artfully exhilarate and empower the psyche to aspire.



PB
Polished
Brass PVD

SYMBIOSE STYLISTIQUE

Comprenant un univers de luxe complet et sans faille, la collection Sade est un virtuose de l'esthétique qui canalise les formes naturelles pour une expression avant-gardiste.

Resplendissant dans une finition en or brossé 24 carats, les silhouettes sinueuses et linéaires de Sade exaltent.

STILISTISCHE SYMBIOSE

Die Kollektion Sade, die ein komplettes und makelloses Universum des Luxus umfasst, ist ein ästhetischer Virtuose, der natürliche Formen für einen avantgardistischen Ausdruck kanalisiert.

Die geschwungenen und geradlinigen Silhouetten von Sade, die in 24-karätigem, gebürstetem Gold glänzen, erheitern die Psyche und ermutigen zum Streben.

SIMBIOSI STILISTICA

Comprendendo un universo di lusso completo e impeccabile, la collezione Sade è un virtuoso dell'estetica che incanala forme naturali per un'espressione d'avanguardia.

Splendenti in una finitura oro spazzolato 24 carati, le silhouette sinuose e lineari di Sade esaltano e stimolano la psiche ad aspirare.







SADE COLLECTION

Gleaming and elegant, Sade stands in the bathroom as an architectural element with a defined contemporary design. With a curved flat spout, its water flow resembles a cascading water fall.

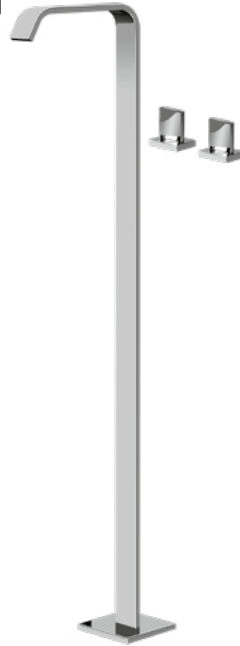
BASIN MIXERS

1.



1. 1825-LM36N--T**
Alt. code: 5190100
Floor-mounted
washbasin mixer

2.



2. 3615-C14--T**
Alt. code: 5364200
Floor-mtd washbasin
spout with deck-
mounted valves

3.



3. 3601-LM36--**
Alt. code: 2380000
Single lever basin
mixer

4.



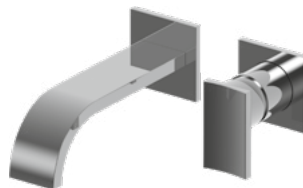
4. 1810-C14--**
Alt. code: 2332040
Three-hole washbasin
mixer

5.



5. 1830-C14W--**
Alt. code: 2332080
Wall-mounted
basin mixer with
20cm spout

6.



6. 1835-LM36W--T**
Alt. code: 2365700
Wall-mounted basin
mixer with 19cm spout

SHOWERS

7.



7. 3653-C14U--T**
Alt. code: 5364600
Bathtub set

8.



8. 1854-LM36N--T**
Alt. code: 2369200
High-flow floor-mounted bathtub mixer

9.



9. 3657-C14B--**
Alt. code: 2120850
Deck-mounted bathtub mixer with handshower set
3650-C14B--**
Alt. code: 5380700
Deck-mounted bathtub mixer
3655--**
Alt. code: 5380550
Deck-mounted handshower & diverter Set

10.



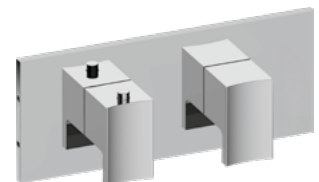
10. 1856-C14B--**
Alt. code: 2333650
Deck-mounted bathtub mixer with handshower set
1850-C14B--**
Alt. code: 5538600
Deck-mounted bathtub mixer
3655--**
Alt. code: 5380550
Deck-mounted handshower & diverter Set

11.



11. 8059-LM36E0--T**
Alt. code: 5170800
M-Series valve trim with 4 handles

12.



12. 8048H-LM36E0--T**
Alt. code: 5384150
M-Series valve trim with 2 handles

ACCESSORIES

13.



13. 9102-**

Alt. code: 2140430
Tumbler holder

14.



14. 9106-**

Alt. code: 2140420
Towel ring

15.



15. 9109-**

Alt. code: 2331200
Tissue holder

16.



16. 9612-**

Alt. code: 5021287
Grab bar 30,6 cm

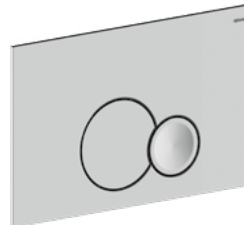
17.



17. 9150-**

Alt. code: 2379000
Toilet brush

18.



18. 0001-**

Alt. code: 5598820
Flush plate

19.



19. 9011-**

Alt. code: 2373400
Shower basket

20.



20. 9107-**

Alt. code: 2264007
Towel bar 45,7cm

SOLAR

WARM MINIMALISM

A minimalist vision of rectangles, cubes and right angles, the Solar Collection's well-defined profile personalises the bath scape with warmth and character, suggesting the shimmer of the sun.

BG
Brushed
Gold PVD

MINIMALISME CHALEUREUX

Vision minimaliste de rectangles, de cubes et d'angles droits, le profil bien défini de la collection Solar personnalise le paysage de la baignoire avec chaleur et caractère, suggérant l'éclat du soleil.

WARMER MINIMALISMUS

Die Kollektion Solar ist eine minimalistische Vision aus Rechtecken, Würfeln und rechten Winkeln. Das klar definierte Profil verleiht dem Bad Wärme und Charakter und erinnert an den Schimmer der Sonne.

MINIMALISMO CALDO

Una visione minimalista di rettangoli, cubi e angoli retti, il profilo ben definito della collezione Solar personalizza il paesaggio del bagno con calore e carattere, suggerendo il luccichio del sole.



A PERFECT OBJECT FOR CREATING A NEW FORM OF DESIGN

Solar's mixers and handles embody the collection's streamlined allure and precision. The collection's solid, glimmering geometric style evokes strength, confidence and the elegant simplicity of modern architecture.

UN OBJET PARFAIT POUR CRÉER UNE NOUVELLE FORME DE DESIGN

Les robinets et poignées Solar incarnent l'allure épurée et la précision de la collection. Le style géométrique solide et brillant de la collection évoque la force, la confiance et l'élégante simplicité de l'architecture moderne.

EIN PERFEKTES OBJEKT, UM EINE NEUE FORM DES DE- SIGNS ZU SCHAFFEN

Die Armaturen und Griffe von Solar verkörpern die stromlinienförmige Anziehungskraft und Präzision der Kollektion. Der solide, schimmernde geometrische Stil der Kollektion erinnert an Stärke, Selbstvertrauen und die elegante Schlichtheit der modernen Architektur.

UN OGGETTO PERFETTO PER CREARE UNA NUOVA FORMA DI DESIGN

Le rubinetterie e le maniglie Solar incarnano l'eleganza e la precisione della collezione. Lo stile geometrico solido e scintillante della collezione evoca forza, sicurezza e l'elegante semplicità dell'architettura moderna.



PG
Polished
Gold PVD

SOLAR FLAIR

STYLE SOLAR · SOLAR STIL · STILE SOLAR



Inspired by the power of the sun to soothe and revitalize, Solar's composition of right angles explores the art and geometry of perfect alignment.

Inspirée par le pouvoir du soleil qui apaise et revitalise, la composition d'angles droits de Solar explore l'art et la géométrie de l'alignement parfait.

Inspiziert von der Kraft der Sonne, die beruhigend und belebend wirkt, erforscht Solar mit seiner Komposition aus rechten Winkeln die Kunst und Geometrie der perfekten Ausrichtung.

Ispirata al potere del sole di lenire e rivitalizzare, la composizione di angoli retti di Solar esplora l'arte e la geometria dell'allineamento perfetto.



PC
Polished
Chrome

PC
Polished
Chrome

SOLAR SYSTEMS

Like welcoming rays of light, the Solar Collection's sleek lines warm the personal wellness space in luminous metal finishes.

SYSTÈMES SOLAIRES

Tels des rayons de lumière accueillants, les lignes épurées de la collection Solar réchauffent l'espace de bien-être personnel grâce à des finitions lumineuses en métal.

SOLAR-SYSTEME

Wie einladende Lichtstrahlen erwärmen die schlanken Linien der Solar Kollektion in leuchtenden Metalloberflächen den persönlichen Wellnessbereich.

SISTEMI SOLARI

Come accoglienti raggi di luce, le linee eleganti della Solar Collection riscaldano lo spazio del benessere personale con luminose finiture in metallo.

PC

BNi

PN

WT

BK

MBK

SN

OB

VBB

PB

BB

PG

BG

SG

PNP

BNP

OX

BOX

WB

RG

BRG

PRB

BRB

GM

AU

BAU


GRAFF




SOLAR COLLECTION

This contemporary faucet stands as the main protagonist in the bathroom and seduces with the purity of its shape. The minimal design consists of a geometrical composition of cubes, rectangles and right angles.

BASIN MIXERS



1. 3715-LM31--T**
 Alt. code: 5570000
 Floor-mounted washbasin
 spout with deck-mounted
 mixer



2. 3715-LM31W--T**
 Alt. code: 5559400
 Floor-mounted washbasin
 spout with wall-mounted
 mixer



3. 3702-LM31M--**
 Alt. code: 2310000
 Single lever basin mixer

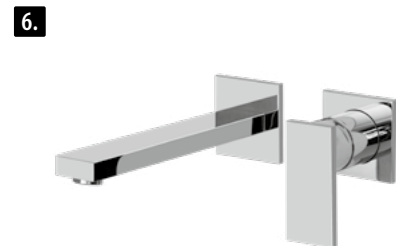
3705-LM31--**
 Alt. code: 2310100
 Single lever basin mixer-
 high



4. 3710-LM31L--**
 Alt. code: 2327500
 Three-hole
 washbasin mixer



5. 3710-LM31W--T**
 Alt. code: 5559600
 Single lever basin
 mixer



6. 3735-LM31W--T**
 Alt. code: 2365000
 Wall-mounted basin mixer
 with 19 cm spout

3736-LM31W--T**
 Alt. code: 2365500
 Wall-mounted basin mixer
 with 23,4cm spout

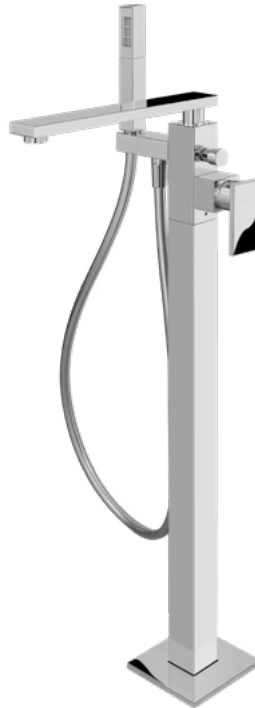
SHOWERS

7.



7. 3670-LM31N-**
 Alt. code: 2334000
 Wall-mounted shower column with handshower and showerhead

8.



8. 3754-LM31N--T**
 Alt. code: 2369000
 High-flow floor-mounted bathtub mixer

9.



9. 8360-**
 Alt. code: 5564400
 Shower head with shower arm - complete set

10.




10. 8659-**
 Alt. code: 5562400
 Wall-mounted handshower - set

11.





11. 3751-LM31-**
 Alt. code: 2310200
 Deck-mounted bathtub mixer with handshower set

12.



12. 8057H-LM31E0--T**
 Alt. code: 5501200
 M-Series valve trim with 3 handles

ACCESSORIES

13.**13. 9101-****Alt. code: 2140440
Soap dish holder**14.****14. 0003-****Alt. code: 5726800
Flush plate**15.****15. 9103-****Alt. code: 2140450
Double towel bar**16.****16. 9107-****Alt. code: 2264007
Towel bar 45,7cm**17.****17. 9105-****Alt. code: 2140400
Tissue holder**18.****18. 9104-****Alt. code: 2140410
Towel hook**19.****19. 9612-****Alt. code: 5021287
Grab bar 30,6cm**20.****20. 9154-****Alt. code: 2373300
Free standing soap
dispenser

CAMDEN

Classical Details, Modern Profile

A BLEND OF SENSIBILITIES

Traditional meets contemporary with the sophisticated Camden Collection. Blending Victorian and Edwardian aesthetic sensibilities with modern principles and technologies, Camden embraces elegant lines and design.



PC
Polished Chrome

Détails classiques, profil moderne

UN MÉLANGE DE SENSIBILITÉS

La tradition rencontre le contemporain avec la collection sophistiquée Camden. Fusionnant les sensibilités esthétiques victoriennes et édouardiennes avec les principes et technologies modernes. Camden adopte des lignes et des designs élégants.

Klassische Details, modernes Profil

EINE MISCHUNG AUS GEFÜHLEN

Traditionelles trifft auf Zeitgenössisches mit der anspruchsvollen Camden Kollektion. Die Camden-Kollektion verbindet viktorianische und edwardianische Ästhetik mit modernen Prinzipien und Technologien und zeichnet sich durch elegante Linien und Design aus.

Dettagli classici, profilo moderno

UNA MISCELA DI SENSIBILITÀ

La tradizione incontra la contemporaneità con la sofisticata collezione Camden. Fondendo la sensibilità estetica vittoriana ed edoardiana con i principi e le tecnologie moderne, Camden abbraccia linee e design eleganti.



PC
Polished Chrome



MECHANISMS OF ELEGANCE

The Camden Collection's rounded, streamlined profile recalls the sleek European racing cars of the early 20th century. Camden's tapered handles follow the forms of race-car bodies, while levers recall their shifters, and cross handles suggest wheel spokes.

Mécanismes d'élégance

Le profil arrondi et aérodynamique de la collection Camden rappelle les élégantes voitures de course européennes du début du 20e siècle. Les poignées allongées de Camden reprennent les formes des carrosseries des voitures de course, tandis que les leviers rappellent les boîtes de vitesses et les poignées croisées les rayons des roues.

Mechanismen der Eleganz

Das abgerundete, stromlinienförmige Profil der Camden Kollektion erinnert an die schnittigen europäischen Rennwagen des frühen 20. Jahrhunderts. Die spitz zulaufenden Griffe von Camden sind den Formen der Rennwagenkarosserien nachempfunden, während die Hebel an die Schalthebel erinnern und die Kreuzgriffe an die Speichen der Räder.

Meccanismi di eleganza

Il profilo arrotondato e snello della Camden Collection ricorda le eleganti auto da corsa europee dei primi anni del XX secolo. Le maniglie allungate di Camden riprendono le forme delle carrozzerie delle auto da corsa, mentre le leve ricordano i loro cambi e le maniglie incrociate richiamano i raggi delle ruote.

PNP
Polished Nickel PVD



VBB
Vintage Brushed Brass



CAMDEN

- PC
- BNI
- PN
- WT
- BK
- MBK
- SN
- OB
- VBB
- PB
- BB
- PG
- BG
- SG
- PNP
- BNP
- OX
- BOX
- WB
- RG
- BRG
- PRB
- BRB
- GM
- AU
- BAU



PG
Polished Gold PVD

CAMDEN

BASIN MIXERS

1.



1. 6900-LM48-**

Alt. code: 5159000

Single lever basin mixer 12 cm spout

2.



2. 6905-LM48-**

Alt. code: 5159400

Single lever basin mixer 16 cm spout

3.



3. 6910-LM48B-**

Alt. code: 5154300

Three-hole washbasin mixer

4.



4. 6911-C16B-**

Alt. code: 5718180

Three-hole washbasin mixer

5.



5. 6930-LM48B--T**

Alt. code: 5589600

Wall-mounted basin mixer with 19,4cm spout

6.



6. 6935-LM48W--T**

Alt. code: 5149800

Wall-mounted basin mixer with 19,4 cm spout

6931-LM48B--T**

Alt. code: 5589620

Wall-mounted basin mixer with 22,6 cm spout

6936-LM48W--T**

Alt. code: 5149700

Wall-mounted basin mixer with 22,6cm spout

SHOWERS

7.



7. 6995-C16T-**
Alt. code: 5736640
Wall-mounted
thermostatic
shower column with
handshower and
showerhead

8.



8. 6957-LM48N--T**
Alt. code: 5749400
High-flow floor-mounted
bathtub mixer

9.



9. 6951-LM48B-**
Alt. code: 5563200
Deck-mounted bathtub
mixer with handshower
set
6950-LM48B-**
Alt. code: 5351600
Deck-mounted bathtub
mixer
6955-LM48B-**
Alt. code: 5352800
Deck-mounted
handshower & diverter
Set

10.




10. 6953-LM48B-**
Alt. code: 5749720
Deck-mounted bathtub
mixer with handshower
set
6952-LM48B-**
Alt. code: 5724300
Deck-mounted bathtub
mixer
6955-LM48B-**
Alt. code: 5352800
Deck-mounted
handshower & diverter
Set

11.



11. 8625-**
Alt. code: 5352000
Wall-mounted
handshower - set

12.



12. 8088H-ALM48C16--T**
Alt. code: 5349800
M-Series valve trim with
4 handles

ACCESSORIES

13.



13. 9702-**

Alt. code: 5308600
Tumbler holder

14.



14. 9704-**

Alt. code: 5308400
Towel ring

15.



15. 9706-**

Alt. code: 5308300
Towel ring

16.



16. 9014-**

Alt. code: 5747240
Wall-mounted
toilet brush

17.



17. 9010-**

Alt. code: 2373500
Shower basket for
corner installation


18.



18. 9707-**

Alt. code: 5308000
Towel bar 45,9cm

19.



19. 0003-**

Alt. code: 5726800
flush plate

20.



20. 9215-**

Alt. code: 5065107
Grab bar 40,8cm



ADLEY

Architectural Grandeur

Inspired by the grand historic architecture of London, the Adley Collection elevates traditional forms with contemporary flair.

Grandeur architecturale

Inspirée par l'architecture historique grandiose de Londres, la collection Adley élève les formes traditionnelles avec une touche contemporaine.

Architektonische Großartigkeit

Inspiziert von der großartigen historischen Architektur Londons, verbindet die Kollektion Adley traditionelle Formen mit zeitgenössischem Flair.

Grandezza architettonica

Inspirée par l'architecture historique grandiose de Londres, la collection Adley élève les formes traditionnelles avec une touche contemporaine.





PN
Polished Nickel

BNi
Brushed Nickel



BRG
Brushed Rose Gold /
Copper PVD®

ICONIC DETAILS

Adley's exquisite details echo the spires and domes of London's historic structures and the city's iconic streetlamps.

Détails iconiques

Les détails attentifs d'Adley font écho aux tours et aux dômes des structures historiques de Londres, ainsi qu'aux lampadaires emblématiques de la ville.

Ikonische Details

Die exquisiten Details von Adley erinnern an die Türme und Kuppeln der historischen Gebäude Londons und die ikonischen Straßenlaternen der Stadt.

Dettagli iconici

Gli accurati dettagli di Adley riprendono le torri e le cupole delle strutture storiche di Londra e gli iconici lampioni della città.

PC

BNi

PN

WT

BK

MBK

SN

OB

VBB

PB

BB

PG

BG

SG

PNP

BNP

OX

BOX

WB

RG

BRG

PRB

BRB

GM

AU

BAU

GRAFF



PB
Polished Brass PVD

ADLEY COLLECTION

Resplendent in a Polished 24K Gold finish, the Adley shower creates a serene domain of beauty and confidence with precision engineering, the highest-quality materials, and unparalleled craftsmanship.

BASIN MIXERS

1.



1. 3801-LM34M-**
Alt. code: 5704000
Single lever basin mixer

2.



2. 2500-LM15-**
Alt. code: 2375000
Three-hole washbasin mixer

3.



3. 2500-C2-**
Alt. code: 2375300
Three-hole washbasin mixer

4.



4. 3800-LM15-**
Alt. code: 2307500
Three-hole washbasin mixer

5.



5. 5220-LM15-**
Alt. code: 2307400
Single-hole washbasin mixer

6.



6. 2531-LM15--T**
Alt. code: 2366100
Wall-mounted basin mixer

SHOWERS

7.



7. 3895-LM15-**
 Alt. code: 2306900
 High-flow floor-mounted
 bathtub mixer

8.



8. 3890-LM15-**
 Alt. code: 2307700
 Deck-mounted bathtub
 mixer with handshower
 set

9.




9. 3853-LM15-**
 Alt. code: 2306800
 Wall-mounted bathtub
 mixer with handshower
 set

10.



10. 2596-C2T-**
 Alt. code: 5736610
 Wall-mounted
 thermostatic shower
 column with handshower
 and showerhead

11.



11. D1.01-**
 Alt. code: 2341800
 Thermostatic wall-
 mounted shower
 system

12.



12. D2.01-LM15S-**
 Alt. code: 2307200
 Wall-mounted
 thermostatic
 shower column with
 handshower and
 showerhead

ACCESSORIES

13.**13. 9002-****

Alt. code: 2092907
Tumbler holder

14.**14. 9005-****

Alt. code: 2064207
Towel hook

15.**15. 9006-****

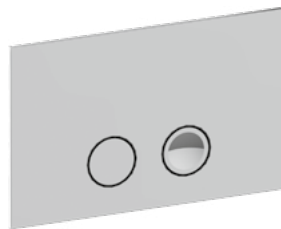
Alt. code: 2064307
Tissue holder

16.**16. 9003-****

Alt. code: 2064107
Towel bar 45,7cm

17.**17. 9014-****

Alt. code: 5747240
Wall-mounted toilet
brush

18.**18. 0003-****

Alt. code: 5726800
Flush plate



FINEZZA

REFINEMENT & EXUBERANCE

The Finezza name and designs were inspired by the exquisite forms of the Art Deco era.

While reviewing the iconic works of Tamara de Lempicka the GRAFF studio designers were inspired by her outstanding legacy and contribution to the Art Deco painting movement. That's how another Art of Bath Series was created.

RAFFINEMENT & EXUBERANCE

Le nom et les motifs de Finezza ont été inspirés par les formes exquises de l'ère Art Déco. En examinant les œuvres emblématiques de Tamara de Lempicka, les designers du studio GRAFF ont été inspirés par son héritage exceptionnel et sa contribution au mouvement de la peinture Art déco, et c'est ainsi qu'une autre série Art of Bath a été créée.

RAFFINESSE UND ÜBERSCHWANG

Der Name und das Design der Finezza wurden von den erlesenen Formen der Art Deco-Ära inspiriert. Bei der Betrachtung der ikonischen Werke von Tamara de Lempicka ließen sich die Designer des GRAFF Studios von ihrem herausragenden Vermächtnis und ihrem Beitrag zur Art Deco-Bewegung inspirieren. So entstand eine weitere Art of Bath Serie.

RAFFINAMENTO ED ESUBERANZA

Il nome e il design Finezza sono stati ispirati dalle squisite forme dell'epoca Art Déco. Esaminando le opere iconiche di Tamara de Lempicka, i designer dello studio GRAFF si sono ispirati alla sua straordinaria eredità e al suo contributo al movimento pittorico dell'Art Déco.

BAU
Brushed Gold 24K





MODERN TRADITION

The Finezza Uno and Due collections emphasize the intrigue of fine architectural details with clean lines, and curved bases that recall magnificent bells. Handles take simple cross or bar shapes, enhancing graceful mixers and presenting a confident profile.

TRADITION MODERNE

Les collections Finezza Uno et Due soulignent l'intrigue des détails architecturaux avec des lignes épurées et des bases incurvées qui rappellent de magnifiques cloches. Les poignées prennent des formes simples de croix ou de barre, mettant en valeur les robinets gracieux et présentant un profil assuré.

MODERNE TRADITION

Die Kollektionen Finezza Uno und Due betonen die Faszination feiner architektonischer Details mit klaren Linien und geschwungenen Sockeln, die an prächtige Glocken erinnern. Die Griffe haben eine einfache Kreuz- oder Stangenform, die die anmutigen Armaturen aufwerten und ein selbstbewusstes Profil präsentieren.

TRADIZIONE MODERNA

Le collezioni Finezza Uno e Due enfatizzano l'intrigo dei dettagli architettonici con linee pulite e basi curve che ricordano magnifiche campane. Le maniglie assumono semplici forme a croce o a barra, valorizzando rubinetti aggraziati e presentando un profilo sicuro.



PB
Polished Brass PVD



CELEBRATE TIMELESSNESS

With its timeless silhouette, Finezza embodies a sophisticated elegance that spans over decades and shines for its timeless glamour. Tamara de Lempicka had a vivid style, characterized by clean lines and an elegant fusion of classical and contemporary elements.



PB
Polished Brass PVD

CÉLÉBRER L'INTEMPORALITÉ

avec sa silhouette intemporelle, Finezza incarne une élégance sophistiquée qui traverse les décennies et brille par son glamour intemporel. Tamara de Lempicka avait un style vif, caractérisé par des lignes épurées et une fusion élégante d'éléments classiques et contemporains.

ZEITLOSIGKEIT ZELEBRIEREN

Mit ihrer zeitlosen Silhouette verkörpert Finezza eine raffinierte Eleganz, über Jahrzehnte hin, und leuchtet mit ihrem zeitlosen Glamour. Tamara de Lempicka hatte einen lebendigen Stil, charakterisiert durch klare Linien und eine elegante Verschmelzung von klassischen und zeitgenössischen Elementen.

CELEBRARE L'INTRAMONTABILITÀ

Con la sua silhouette senza tempo, Finezza incarna un'eleganza sofisticata che attraversa i decenni e brilla per il suo glamour senza stimoli. Tamara de Lempicka ha uno stile vivace, caratterizzato da linee pulite e da un'elegante fusione di elementi classici e contemporanei.

PC

BNi

PN

WT

BK

MBK

SN

OB

VBB

PB

BB

PG

BG

SG

PNP

BNP

OX

BOX

WB

RG

BRG

PRB

BRB

GM

AU

BAU

GRAFF



AU
Polished Gold 24K

FINEZZA UNO COLLECTION

Inspired by the artistry of Italy's bellmakers, Finezza recalls exquisite bells that herald time in the personal wellness space reserved for renewal and rebalancing.

BASIN MIXERS

1.



1. 6800-LM47-**
Alt. code: 5153000
Single lever basin mixer
12,8cm spout

2.



2. 6810-LM47B-**
Alt. code: 5143000
Three-hole washbasin
mixer

3.



3. 6810-C15B-**
Alt. code: 5191000
Three-hole washbasin
mixer

4.



4. 6830-LM47B--T**
Alt. code: 5595400
Wall-mounted basin
mixer with 19,4cm spout

5.



5. 6831-LM47B--T**
Alt. code: 5595600
Wall-mounted basin
mixer with 23,8cm spout

6.



6. 6835-LM47W--T**
Alt. code: 5156000
Wall-mounted basin
mixer with 19,3cm spout

SHOWERS

7.



7. 6854-LM47N--T**
 Alt. code: 5187000
 High-flow floor-mounted
 bathtub mixer

8.



8. 8650--**
 Alt. code: 5167200
 Handshower set with
 slide bar

9.



9. 6851-LM47B--**
 Alt. code: 5356800
 Deck-mounted bathtub
 mixer with handshower
 set
6850-LM47B--**
 Alt. code: 5386600
 Deck-mounted bathtub
 mixer
6855-LM47B--**
 Alt. code: 5386800
 Deck-mounted
 handshower & diverter
 Set

10.



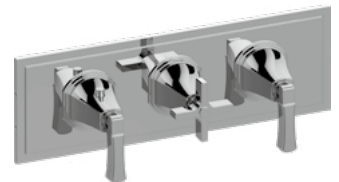
10. 8370--**
 Alt. code: 5163100
 Shower head with
 shower arm - complete
 set

11.



11. 8044-LM47E--T**
 Alt. code: 5155000
 3/4" concealed
 thermostatic valve

12.



12. 8078H-2LIC--T**
 Alt. code: 5522510
 M-Series valve trim with 3
 handles

ACCESSORIES

13.

13. 9501-**
Alt. code: 5158200
Soap dish holder



14.

14. 9502-**
Alt. code: 5158600
Tumbler holder



15.

15. 9507-**
Alt. code: 5157700
Towel bar 46,4cm



16.

16. 9506-**
Alt. code: 5157600
Tissue holder



17.

17. 9510-**
Alt. code: 5158000
Wall-mounted toilet brush




18.

18. 9010-**
Alt. code: 2373500
Shower basket for corner installation



19.

19. 0003-**
Alt. code: 5726800
Flush plate



20.

20. 9812-**
Alt. code: 5021507
Grab bar 30,2cm



Refined Classic Design

Un design classique et raffiné
Raffiniertes klassisches Design
Raffinato design classico

Blending flawlessly with environments from cosmopolitan pied-à-terre to airy seaside villa and rustic country estate, Finezza's refined traditional details invite the gaze with unparalleled artanship.

Les détails traditionnels raffinés de Finezza sont parfaitement adaptés à des environnements tels que le pied-à-terre urbain, la villa aérée en bord de mer et la propriété rustique de campagne, invitant l'œil à une perfection artisanale incomparable.

Die raffinierten traditionellen Details von Finezza passen perfekt in jedes Ambiente, vom kosmopolitischen Pied-à-Terre über die luftige Villa am Meer bis hin zum rustikalen Landsitz, und ziehen den Blick mit unvergleichlicher Kunstfertigkeit an.

I raffinati dettagli tradizionali di Finezza si adattano perfettamente ad ambienti come il pied-à-terre cittadino, l'ariosa villa sul mare e la rustica tenuta di campagna, invitando lo sguardo ad una perfezione artigianale senza eguali.

FINEZZA DUE



AU
Polished
Gold 24K

- PC
- BNi
- PN
- WT
- BK
- MBK
- SN
- OB
- VBB
- PB
- BB
- PG
- BG
- SG
- PNP
- BNP
- OX
- BOX
- WB
- RG
- BRG
- PRB
- BRB
- GM
- AU
- BAU



PNP
Polished Nickel PVD

FINEZZA DUE

BASIN MIXERS

1.




1. 6801-LM47-**
Alt. code: 5153400
Single lever basin mixer

2.



2. 6811-LM47B-**
Alt. code: 5197000
Three-hole washbasin mixer

3.



3. 6845-LM47W--T**
Alt. code: 5561000
Ceiling-mtd spout with wall-mtd mixer

4.



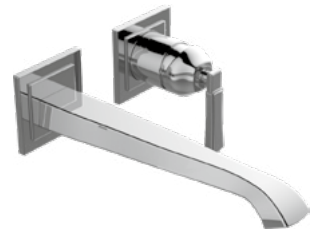
4. 6811-C15B-**
Alt. code: 5196000
Three-hole washbasin mixer

5.



5. 6835-LM47W--T**
Alt. code: 5156000
Wall-mounted basin mixer with 19,3cm spout


6.



6. 6836-LM47W--T**
Alt. code: 5156100
Wall-mounted basin mixer with 23,7cm spout

SHOWERS

7.



7. 6857-LM47N--T**
 Alt. code: 5187100
 High-flow floor-mounted
 bathtub mixer

8.



8. 8656--**
 Alt. code: 5195700
 Handshower set with
 slide bar

9.



9. 8689--**
 Alt. code: 5195600
 Wall-mounted
 handshower - set

10.



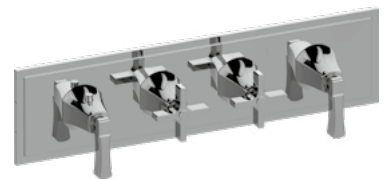
10. 8372--**
 Alt. code: 5163200
 Shower head with
 shower arm -
 complete set

11.



11. 8149-LM47E0--T**
 Alt. code: 5397200
 M-Series valve trim
 with 2 handles

12.



12. 8179H-2L2C--T**
 Alt. code: 5525510
 M-Series valve trim
 with 4 handles

ACCESSORIES

13.




13. 9602-**
Alt. code: 5195100
Tumbler holder

14.



14. 9603-**
Alt. code: 5194600
Soap dispenser

15.



15. 9604-**
Alt. code: 5194800
Towel hook

16.



16. 9605-**
Alt. code: 5194000
Tissue holder

17.




17. 9014-**
Alt. code: 5747240
Wall-mounted toilet
brush

18.



18. 9607-**
Alt. code: 5194200
Towel bar 46,4cm

19.



19. 0003-**
Alt. code: 5726800
Flush plate

20.



20. 9412-**
Alt. code: 5021607
Grab bar 30,2cm

LAUREN

GRACEFUL DETAILS

Inspired by the styles of the Golden Age of Hollywood, the Lauren Collection's elegant silhouettes are subtly shapely and graceful, with contemporary flair and sophisticated design.

DÉTAILS GRACIEUX

Inspirées par les styles de l'âge d'or d'Hollywood, les silhouettes élégantes de la collection Lauren sont subtilement délicates et gracieuses, avec un flair contemporain et un design sophistiqué.

DETALLES ELEGANTES

Inspiriert von den Stilen des Goldenen Zeitalters Hollywoods, sind die eleganten Silhouetten der Lauren-Kollektion subtil geformt und anmutig, mit modernem Flair und anspruchsvollem Design.

DETTAGLI GRAZIOSI

Ispirate agli stili dell'età d'oro di Hollywood, le eleganti silhouette della collezione Lauren sono sottilmente formose e aggraziate, con un tocco contemporaneo e un design sofisticato.



RG
Polished Rose Gold /
Copper PVD®



PB
Polished
Brass PVD



DESIGNER FLOW

Echoing the sweep and flow of designer gowns donned by stars of the silver screen, the Lauren Collection is destined for the spotlight.

Flux de créateurs

La collection Lauren est destinée aux projecteurs, comme les robes de haute couture portées par les stars du grand écran.

Designer-Flow

In Anlehnung an die schwungvollen und fließenden Designerkleider der Leinwandstars ist die Kollektion Lauren für das Rampenlicht bestimmt.

Flusso di designer

La collezione Lauren è destinata alle luci della ribalta, come gli abiti firmati indossati dalle star del grande schermo.

PB
Polished
Brass PVD



The Charisma of Confidence

No ingenue, Lauren strikes a self-assured, charismatic pose, ready for the red carpet with an elegant silhouette, brimming with brilliance and expertly crafted for longevity.



Le charme de la confiance

Lauren n'a rien d'une ingénue, elle pose avec confiance et charme, prête à conquérir le tapis rouge avec une silhouette élégante, pleine de brillance et fabriquée avec expertise pour durer.

Das Charisma der Zuversicht

Lauren ist keine naive, sondern eine selbstbewusste, charismatische Pose, bereit für den roten Teppich mit einer eleganten Silhouette, die vor Glanz nur so strotzt und fachmännisch auf Langlebigkeit getrimmt ist.

Il carisma della sicurezza

Non è un'ingenua, Lauren ha una posa sicura e carismatica, pronta per il tappeto rosso con una silhouette elegante, piena di brillantezza e sapientemente realizzata per durare nel tempo.



RG
Polished Rose Gold /
Copper PVD®

PC

BNi

PN

WT

BK

MBK

SN

OB

VBB

PB

BB

PG

BG

SG

PNP

BNP

OX

BOX

WB

RG

BRG

PRB

BRB

GM

AU

BAU

GRAFF



PB
Polished Brass PVD

LAUREN COLLECTION

Lauren offers sophisticated choices, such as cross handles with petite spherical details and a peerless palette of fine finishes, mesmerizing, while unifying interiors with flawless glamour.

BASIN MIXERS

1.



1. 3801-LM22-**
 Alt. code: 5704020
 Single lever basin
 mixer

2.



2. 2400-LM22-**
 Alt. code: 2151000
 Three-hole washbasin
 mixer

3.



3. 2400-C21B-**
 Alt. code: 5709480
 Three-hole washbasin
 mixer

4.



4. 2410-LM22-**
 Alt. code: 5709000
 Three-hole washbasin
 mixer

5.



5. 2410-C21B-**
 Alt. code: 5709100
 Three-hole washbasin
 mixer

6.



6. 2430-LM22--T**
 Alt. code: 2152300
 Wall-mounted basin
 mixer

SHOWERS

7.



7. 8600-**
 Alt. code: 2197600
 Handshower set with
 slide bar

8.



8. 8636-**
 Alt. code: 5562000
 Handshower set with
 slide bar

9.



9. 2451-LM22-**
 Alt. code: 2153000
 Deck-mounted
 bathtub mixer with
 handshower set
2450-LM22-**
 Alt. code: 2153200
 Deck-mounted
 bathtub mixer
2455-**
 Alt. code: 2153500
 Deck-mounted
 handshower & diverter
 Set

10.



10. 2453-LM22-**
 Alt. code: 5709560
 Deck-mounted
 bathtub mixer with
 handshower set
2452-LM22-**
 Alt. code: 5709440
 Deck-mounted
 bathtub mixer
2455-**
 Alt. code: 2153500
 Deck-mounted
 handshower &
 diverter Set

11.



11. 8380-**
 Alt. code: 5566000
 Shower head with
 shower arm

12.



12. 8390-**
 Alt. code: 2302700
 Shower head with
 shower arm

ACCESSORIES

13.**13. 9002-****

Alt. code: 2092907
Tumbler holder

14.**14. 9005-****

Alt. code: 2064207
Towel hook

15.**15. 9006-****


Alt. code: 2064307
Tissue holder

16.**16. 9003-****

Alt. code: 2064107
Towel bar 45,7cm

17.**17. 9014-****

Alt. code: 5747240
Wall-mounted toilet
brush

18.**18. 0003-****

Alt. code: 5726800
Flush plate

TOPAZ

ART DECO DETAILS

A tribute to the dazzling international designs of Art Deco, the Topaz Collection sparkles with aesthetic appeal and embodies the movement's most striking details. Topaz's jewel-shaped handles, curves, streamlined spouts and octagonal bases recall the details of exquisite Art Deco pieces.

DÉTAILS ART DECO

Hommage au design international éblouissant de l'Art déco, la collection Topaz brille par son attrait esthétique et incarne les détails les plus frappants du mouvement. Les poignées en forme de bijou, les courbes, les becs profilés et les bases octogonales de la collection Topaz rappellent les caractéristiques du mouvement, et les bases octogonales de Topaz rappellent les détails des pièces exquises de l'Art déco.

DÉTAILS ART DECO

Eine Hommage an das schillernde internationale Design des ArtDeco, funkelt die Topaz- Kollektion von ästhetischem Reiz und verkörpert die markantesten Details der Stilrichtung. Die juwelenförmigen Griffe von Topaz, die geschwungenen stromlinienförmige Ausläufe und achteckige Sockel erinnern an die Details der erlesenen Art-Déco-Stücke.

DETTAGLI ART DECO

La collezione Topaz, omaggio al design internazionale dell'ArtDeco, brilla per il suo fascino estetico e incarna i dettagli più sorprendenti di questo movimento. Le maniglie a forma di gioiello, le curve, i getti aerodinamici e le basi ottagonali ricordano i dettagli dei pezzi più pregiati dell'Art Déco.




PB
Polished Brass PVD



ART DECO REIMAGINED

Reimagining Art Deco with a fresh vitality inspired by the movement's avant-garde forms, the Topaz Collection deftly ushers vintage style into the 21st century.



BRG
Brushed Rose Gold /
Copper PVD®

L'Art déco revisité

Réimaginant l'Art déco avec une nouvelle vitalité inspirée des formes avant-gardistes du mouvement, la collection Topaz adapte habilement le style vintage au XXI^e siècle.

Art Déco neu interpretiert

Die Topaz-Kollektion interpretiert das Art Déco mit einer neuen Vitalität, die von den avantgardistischen Formen der Epoche inspiriert ist, und bringt den Vintage-Stil geschickt ins 21. Jahrhundert.

L'Art Déco rivisitato

Reimmaginando l'Art Déco con una nuova vitalità ispirata alle forme d'avanguardia del movimento, la collezione Topaz porta abilmente lo stile vintage nel XXI secolo.





GM
Gunmetal PVD

PC

BNi

PN

WT

BK

MBK

SN

OB

VBB

PB

BB

PG

BG

SG

PNP

BNP

OX

BOX

WB

RG

BRG

PRB

BRB

GM

AU

BAU

GRAFF



BG
Brushed Gold PVD

TOPAZ COLLECTION

Enchanting in a 24K Brushed Gold finish that accentuates sinuous lines, the Topaz Collection stokes a seductive mystique in an intimate environment with strength and beauty.

BASIN MIXERS

1.



1. 1900-LM14-**
Alt. code: 2374100
Three-hole washbasin
mixer

2.



2. 1900-LM63L-**
Alt. code: 5710020
Three-hole washbasin
mixer

3.



3. 1900-C16L-**
Alt. code: 5708740
Three-hole washbasin
mixer

4.



4. 1910-LM14-**
Alt. code: 5708720
Three-hole washbasin
mixer

5.



5. 1910-C16L-**
Alt. code: 5708730
Three-hole washbasin
mixer

6.



6. 1930-LM14--T**
Alt. code: 2374000
Wall-mounted basin
mixer with 18,2cm spout

SHOWERS

7.



7. 8600-**
Alt. code: 2197600
Handshower set
with slide bar

8.



8. 8636-**
Alt. code: 5562000
Handshower set
with slide bar

9.



9. 8395-**
Alt. code: 2302300
Shower head with
shower arm

10.




10. 8609-**
Alt. code: 2146900
Wall-mounted
handshower

11.



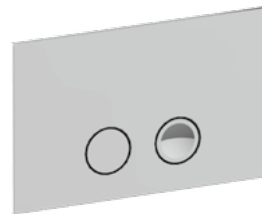
11. 8086-LM14E0--T**
Alt. code: 5385000
M-Series valve trim
with 2 handles

12.



12. 8088H-LM14E0--T**
Alt. code: 5507450
M-Series valve trim
with 4 handles

ACCESSORIES

13.**13. 9061-****Alt. code: 2201007
Soap dish holder**14.****14. 9062-****Alt. code: 2201107
Tumbler holder**15.****15. 9065-****Alt. code: 2201407
Towel hook**16.****16. 9066-****Alt. code: 2201507
Tissue holder**17.****17. 9063-****Alt. code: 2201207
Towel bar 45,7cm**18.****18. 0003-****Alt. code: 5726800
Flush plate**19.****19. 9011-****Alt. code: 2373400
Shower basket**20.****20. 9712-****Alt. code: 5021407
Grab bar 30,5cm

M.E.

PURITY OF FORM

The M.E. and M.E. 25 Collections bring minimalism to an exquisite apex. A pared-down aesthetic reveals beauty in the subtle details.

PURETÉ DE LA FORME

Les collections M.E. et M.E. 25 portent le minimalisme à son apogée. Une esthétique épurée révèle la beauté dans les détails subtils.

REINHEIT DER FORM

Die Kollektionen M.E. und M.E. 25 bringen den Minimalismus auf einen exquisiten Höhepunkt. Eine reduzierte Ästhetik offenbart Schönheit in den subtilen Details.

PUREZZA DELLA FORMA

Le collezioni M.E. e M.E. 25 portano il minimalismo a un apice di squisitezza. Un'estetica essenziale rivela la bellezza nei dettagli più sottili.

PC
Polished
Chrome



PC
Polished
Chrome

M.E.

ETHEREAL BEAUTY, QUIET CONFIDENCE

M.E.'s sleek cylindrical shapes seem sprung from an ethereal realm of subtle silhouettes, conveying quiet strength, confidence, and luxury.

BEAUTÉ ÉTHÉRÉE, CONFIANCE TRANQUILLE

Les formes cylindriques épurées de M.E. semblent jaillir d'un royaume éthéré de silhouettes subtiles, véhiculant une force tranquille, une confiance et un luxe.

ÄTHERISCHE SCHÖNHEIT, RUHIGES VERTRAUEN

Die schlanken zylindrischen Formen von M.E. scheinen einem ätherischen Reich dezenter Silhouetten entsprungen zu sein und vermitteln Stärke, Vertrauen und Luxus.

BELLEZZA ETEREA, TRANQUILLA SICUREZZA

Le eleganti forme cilindriche di M.E. sembrano scaturire da un regno etereo di silhouette sottili, che trasmettono forza, sicurezza e lusso.





BB/BK
Brushed Brass PVD /
Architectural Black



PG
Polished Gold PVD

GLAMOROUS SIMPLICITY

Merging aesthetics with utility, M.E. elevates the surroundings with beautiful simplicity and timeless harmony.

SIMPLICITÉ GLAMOUR

Fusionnant l'esthétique et l'utilité, M.E. rehausse l'environnement avec une belle simplicité et une harmonie intemporelle.

GLAMOURÖSE SCHLICHTHEIT

M.E. verbindet Ästhetik mit Nützlichkeit und bereichert das Ambiente mit schöner Schlichtheit und zeitloser Harmonie.

SEMPlicità GLAMOUR

Fondendo estetica e utilità, M.E. eleva l'ambiente circostante con una bella semplicità e un'armonia senza tempo.



PC/BK
Polished Chrome /
Architectural Black



PN
Polished Nickel

MBK
Matte Black

CYLINDRICAL ELEGANCE

ÉLÉGANCE CYLINDRIQUE · ZYLINDRISCHE ELEGANZ · ELEGANZA CILINDRICA



MINIMALIST ALLURE IN MOTION

Distilling minimalism down to its essence, the M.E. Collection highlights excellence of form and function in luxurious finishes.

SN
Steelnox®
Satin Nickel

ALLURE MINIMALISTE EN MOUVEMENT

Distillant le minimalisme jusqu'à son essence, la collection M.E. met en valeur l'excellence de la forme et de la fonction dans des finitions luxueuses.

MINIMALISTISCHER REIZ IN BEWEGUNG

Die M.E.-Kollektion bringt den Minimalismus auf den Punkt und unterstreicht die Exzellenz von Form und Funktion in luxuriösen Oberflächen.

FASCINO MINIMALISTA IN MOVIMENTO

Distillando il minimalismo alla sua essenza, la collezione M.E. evidenzia l'eccellenza della forma e della funzione in finiture di lusso.



GM/MBK
Gunmetal PVD /
Matte Black

PC

BNi

PN

WT

BK

MBK

SN

OB

VBB

PB

BB

PG

BG

SG

PNP

BNP

OX

BOX

WB

RG

BRG

PRB

BRB

GM

AU

BAU

GRAFF



RG
Polished Rose Gold /
Copper PVD®

M.E. COLLECTION

M.E. embodies the best that minimalism has to offer. As one of the most versatile collections on the market, with varying faucet heights and spout lengths, it makes personalizing each bathroom a simple task.

BASIN MIXERS

1.



1. 6104-LM41M-**
Alt. code: 5306000
Single lever basin mixer
- 11,1cm spout

6101D-LM41-**

Alt. code: 2387100
Single lever basin mixer
with manual pop-up
waste - 12cm spout

2.



2. 6109A-LM41M-**
Alt. code: 5723500
Single lever basin mixer
high - 16cm spout

6190-LM41R-**

Alt. code: 5723700
Single lever basin mixer
- 13cm spout

3.



3. 6116-C17L-**
Alt. code: 5716280
Two-hole washbasin
mixer

4.



4. 6111N-LM62B-**
Alt. code: 5709880
Three-hole washbasin
mixer

5.



5. 6145-LM41M--T**
Alt. code: 5731210
Wall-mounted basin
mixer with 14,8cm spout

6.



6. 6133B-C17B--T**
Alt. code: 5731980
Wall-mounted basin
mixer with 23,2cm
spout

SHOWERS

7.



7. X-11796-RHT--T**
 Alt. code: 5716370
 Wall-mounted
 thermostatic
 shower column with
 handshower and
 showerhead

8.



8. ME05--T**
 Full Concealed mixer
 System Shower with
 Handshower
8503--T**
 Alt. code: 2196450
 Shower arm 29,6cm
8471--T**
 Alt. code: 5135100
 Shower head ø25,2cm
8627--T**
 Alt. code: 5321800
 Wall-mounted
 handshower
0036-LM41MW--T**
 Alt. code: 5594990
 Concealed shower mixer
 1/2"
8164-LM37MS--T**
 Alt. code: 5594980
 Concealed diverter 1/2"

9.




9. Y5.690A-LM41MW--T**
 Alt. code: 5701600
 Wall-mounted bath
 & shower mixer with
 handshower set

10.



10. M7.690H-RHO--T**
 Alt. code: 5517200
 Wall-mounted
 thermostatic bath &
 shower mixer with
 handshower set

12.



12. 8058HH-LM62C17--T**
 Alt. code: 5709830
 M-Series valve trim with
 4 handles

11.



11. Y5.690A-LM41MW--T**
 Alt. code: 5701600
 Wall-mounted bath
 & shower mixer with
 handshower set

ACCESSORIES

13.



13. 9128-**

Alt. code: 5714520
Soap dish holder

14.



14. 9129-**

Alt. code: 5714500
Tumbler holder

15.



15. 9960-LM41M-**-T

Alt. code: 5591010
Hygienic hand-
shower with wall
mtd mixer, hose
and water supply

16.



16. 9135-**

Alt. code: 2245407
Towel hook

17.



17. 9137-**

Alt. code: 2245607
Towel ring

18.



18. 9136-**

Alt. code: 2245507
Tissue holder

19.



19. 9612-**

Alt. code: 5021287
Grab bar 30,8cm

20.



20. 9133-**

Alt. code: 2245207
Towel bar 45cm

Website



Graff-designs.com

Scan for



Product availability

Contact us :

For USA:

Email id: sales@graff-designs.com

Tel.: +1 800 954 4723

For EU:

Email id: info@graff-designs.com

Tel.: +39 055 9332115

Disclaimer: The images and descriptions in the price book do not constitute an obligation of an accurate realization of the product. The details and measurements included are to be used as a guide and maybe modified without prior notice. Possible mistakes / misprints in the price book cannot be an object of dispute.





GRAFF®

Art of Bath