

wellspa



LOUNGE
SERIES

CLASSIC
series

Premium Class
outdoor
spas



MORE THAN *20 years* OF EXPERIENCE

With more than 20 years of experience, Wellspa has become one of the leading manufacturers of spas and professional therapy equipment in Northern Europe.

Our long term commitment and dedication to design and engineering has resulted in a highly competent and experienced engineering team. In-house engineering and design capabilities have been a key in creating innovative high quality spas at Wellspa. In addition to world-class development team, all spas are manufactured by an experienced production personnel to the highest quality standards guaranteed.

Wellspa is striving to provide our customers with the best home spa experience by offering modern design, the latest functional innovations and reliable high quality.

SPAS THAT MEET WITH **SCANDINAVIAN** CONDITIONS

SPAS



UNFORGETTABLE *good times*

Wellspa outdoor spas have been created to offer healthy lifestyle and promote an active way of spending free time together with family and friends. All aspects of spa design contribute to deliver a dream spa that offers valuable functionality and helps create magical atmosphere for absolute relaxation and memorable enjoyment. In addition to soothing hydro-massage functions lounge spas deliver unique atmosphere and ultimate comfort.


spas

Carefully handcrafted

HIGH QUALITY

At Wellspa we value skills, experience and dedication that deliver personal touch to every detail of a spa. That is why our tailor-made spas offer more customisation and higher quality than of larger productions. Traditionally we have been engineering and manufacturing spas for demanding Scandinavian weather conditions. Since harsh conditions demand choice of higher quality materials, better durability and higher efficiency, we offer more value and reliability than most.

All our spas are handmade by well-trained craftsmen with years of experience of building high quality spas. Every stage of production is well controlled, tested and recorded and all spas pass rigorous functional and safety testing before delivery.





THERAPEUTIC & RELAXING HYDROMASSAGE *experience with thoughtfully* DESIGNED JETS PLACEMENT

Optimum positions of the jets, the adjusting of jet strength and direction allow for maximum relaxation and enjoyment.

Small water jets provide massage of even pressure for a certain small area. Medium-sized and big jets are rotating, providing circular intensive massage to an area of varying radius. With airscrews it is possible to increase or decrease the inclusion of air into water jets, and to change the water pressure with it. Thereby you can enjoy massages of varying intensity.

Lounge series mini pools feature flat water jets, intensity of which can be changed individually. To adjust the water flow simply turn the outer ring of the water jet. In order to increase the water pressure turn the ring clockwise, to reduce the water pressure turn it counterclockwise. Reducing pressure in one or more jets increases pressure in other jets.

As a unique option, Wellspa Lounge series mini pools can be provided with additional jets for taller people. Wellspa is the only company in the world who offers this special option.

Wellspa

CHROMOEXPERIENCE

Chromotherapy or color therapy uses visible electromagnetic radiation spectrum aka color. Chromotherapy is a method in alternative medicine that uses colors and light to achieve a person's physical, emotional, mental and psychic equilibrium. Every color possesses its own unique properties that have an effect on our body, senses and emotions. Exposure to different colors is used to improve our wellbeing.

A brief overview on the effects of the colors on the human body:

RED – increases vitality, improves blood circulation, stimulates senses

ORANGE – refreshing, helps to restore, encourages optimism

YELLOW – increases overall sense of wellbeing and happiness, stimulates the work of lymphatic glands

GREEN – soothing and renewing, supports equilibrium and harmony of senses

BLUE – reduces stress and general anxiety; aids in lowering the blood pressure

VIOLET – relaxes muscles and calms nervous system, reduces anxiety and increases creativity

WHITE – balances senses, helps to restore the inner rhythm of the body; stimulates the production of serotonin that helps to regulate sleep and nervous system.





ENTERTAINMENT & CONVENIENCE

In buying extra convenience equipment you create an ideal environment for achieving the best feeling.

Waterproof music system allows you to enjoy your favorite music with your smartphone. The music system consists of two waterproof pop-up speakers, Balboa Bluetooth receiver (amplifier) and subwoofer. Receiver is equipped with a USB interface.

Pool functions, such as water temperature, water cleaning cycles (filtrations), lighting and water massage can be controlled with WiFi module and special application from anywhere in the world with iOS and Android smartphones.

The two hydraulic shock absorbers of the ergonomic lifting mechanism for the outdoor spa make lifting and closing the cover very easy and comfortable. Padded handles on both sides of the lifting mechanism make lifting the cover comfortable. It is recommended to leave app. 40 cm (16 in.) free space behind the pool and 15 cm (6 in.) to the sides for the lifting mechanism.

A special staircase, finished in the same color and material as the outdoor spa, makes entering and leaving the spa safe and comfortable. The width of the staircase, its construction and material are one of the best and safest on the market. It comes most handy in the winter. The staircase is also a design element.

For a safe and comfortable use of the outdoor spa we recommend purchasing a padded handrail and a towel rack. It comes most handy in the winter.

SPAS

LOUNGE SERIES SPAS - LUXURY SPAS

Lounge series of luxury spas are the result of dedication and continuous development work in spas for over two decades. During this time period our product development team has been involved in creation several ranges of high quality outdoor spas and wide range of professional therapy equipment. In addition to unique design, Lounge series was created through comprehensive engineering using extensive manufacturing experience and careful analysis of the latest user feedback.

Wellspa Lounge line of luxury spas combine new modern look with uncompromised performance, offering in addition to eye-catching design, well-tested user comfort, effective hydro-massage, durability for years of trouble free usage and exceptional energy efficiency. All carefully selected materials and components used in our spas are of the highest quality. Lounge outdoor spas have been tested extensively to ensure long-term, carefree, around year use in varying weather conditions.

Minimalist timeless design of Lounge spas blend well with variety of architecture. The modern outer look with straight lines provides for virtually unlimited possibilities of the spa cabinet finishing and easier spa installation into any location - whether built into a terrace, placed next to a house or to the garden. Lounge spas were designed keeping in mind that user expectations include in addition to uncompromised functionality, durability and energy efficiency also modern design.

SPAS



Spa-get-away with friends



Centre
of every
gathering

SPA BATHING IN STYLE

Minimalist timeless design of Lounge spas blend well with variety of architecture. The modern outer look with straight lines provides for virtually unlimited possibilities of the spa cabinet finishing and easier spa installation into any location - whether built into a terrace, placed next to a house or to the garden. Lounge spas were designed keeping in mind that user expectations include in addition to uncompromised functionality, durability and energy efficiency also modern design.

All Lounge spa prototypes were thoroughly user tested already during development phase before finalizing the interior design. Through testing we ensured that the final interior design and jet placement offers effective hydromassage and ergonomic seating for users with different height. In order to offer more, Lounge spas boast superior construction guaranteeing durability at the highest level.

spa

SPECIAL ATMOSPHERE

The unique exterior LED lights on the outside of the outdoor spa create a magical illuminated area on the terrace around the spa or in the garden while in use. However, they can also be used as a stand-alone decorative light source.

For creating a very special atmosphere the magical LED exterior lights are available in multi-colored RGB or warm white tones. RGB lights are synchronized with the inner waterline lighting, the white exterior LED lights are available separately with on/off remote control.

The multi-colored RGB LED-lighting on the waterline in the spa brings chromotherapy to the user and creates a truly relaxing atmosphere.



Minimalism
for Nordic
homes



LOUNGE
SERIES

LOUNGE S

Lounge S spa is a perfect compact home spa. Optimally placed water jets and two ergonomic lounge-type seats offer unforgettable water massage experience and relaxation. Equipping Lounge S spa with waterproof music system and unique exterior LED lighting, you create an ideal setting for achieving the best feeling.





Quality
time with
your family

LOUNGE 2

Lounge 2 luxury spa is an ideal compact home spa with modern sleek outer looks, well designed interior for seating comfort and equipped with all quality functions a premium outdoor spa may offer. Lounge 2 comes with two lounge seats and two additional seats providing for the most relaxing hydromassage experience, colorful waterline mood lighting for enjoying bathing outdoors during any season.

In addition to standard spa functions, all Lounge serie spas are equipped with a unique exterior LED lighting system offering a magical light source for a terrace or garden while using the spa.





LOUNGE 4

Lounge 4 is a luxurious outdoor spa with modern timeless design and ample interior space providing for two master lounge seats and four regular seats. Lounge 4 is an ideal health spa for a group of friends or for a larger family to have memorable spa experiences when enjoying the pleasures of soothing hydromassage in mood lighting with good music.

Unique exterior lighting system is offered with either a multi-color LED lighting system or with warm white LEDs. The lighting system may be used while using a spa or as a lighting source for a terrace or garden.





Spa-getaway with friends

CONFERENCE

Conference offers in addition to a straight-lined modern outer design well configured ergonomic seating with four master seats and four additional seats for the enjoyment of invigorating hydromassage while socializing. Conference is an ideal way of spending memorable time together with friends enjoying healthy soothing warm hydro-massage and great company during any season of the year.



UNIQUE SPAS BUILT UNIQUELY

Wellspa Lounge outdoor spas have been designed for challenging Scandinavian weather conditions, but these benefits of extra-strong construction, superior thermo-insulation and weatherproofness are also highly valuable in moderate climates.



EXTRA STRONG CONSTRUCTION

Lounge spas are exclusively built on strong galvanised steel frames – this is to guarantee a very rigid structure for many years of operation. Our engineers preferred steel framing to wood, composite or aluminium, since this is the best material offering maximum construction durability.

SUPERIOR THERMO-INSULATION

Our outdoor spas have been designed specifically for the challenging Scandinavian weather conditions. The most important features here are the extra strong construction, highly efficient thermal insulation and weatherproofness. We have tested our spas very thoroughly to ensure their long and trouble-free use all year round in diverse weather conditions.

SUPERIOR CABINET THERMO-INSULATION

For the highly efficient thermal insulation of the Lounge spa cabinets we use Kingspan 6 cm (2.36 inches) foam plastic insulation panels that are covered with insulation reflective surfaces.

SUPERIOR GROUND ISOLATION

All Wellspa outdoor spas bottoms are built with unique three-layer construction. Thermoformed ABS-plastic lower and upper part, and 5 cm (2 in.) thermal insulation between them. The special construction of the bottom ensures complete hydro-insulation and maximum thermal insulation.

EXTRA THICK THERMAL SPA COVERS

In order to ensure maximum thermal insulation the standard delivery scope of the outdoor spas includes thick thermo-insulated cover. To ensure the durability and weatherproofness of the cover, it has an U-profile reinforcement frame built into its outer edges. To close it tight and with heat retention, the cover has 8 tightening straps.

WOOD COMPOSITE EXTERIOR OPTIONS

Wood-plastic composite material is a high quality terrace and facade material made in Estonia, containing wood (60%), plastic (30%) and additives (10%). Additives include UV-protection. The material is weather-proof, does not require yearly oiling or painting and is easy to clean.




WOOD PLANK EXTERIOR OPTIONS

As a unique option, our outdoor spas natural wood cabinets have almost limitless finishing possibilities. You can stain it or paint it according to RAL-codes to make the outdoor spa fit perfectly with the finishing of the terrace or the house.



CUSTOM TONED BY RAL CODE

ACRYLIC OPTIONS




We offer the latest and most popular ICI Lucite acrylic finishes available for spas – all cast acrylic used comes with Microban protective layer.




SEATING POSITIONS




LOUNGE 5



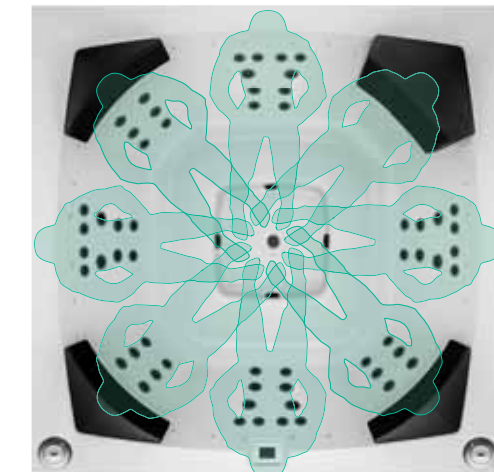
LOUNGE 2



LOUNGE 4



CONFERENCE



**LOUNGE
SERIES**

LOUNGE **S** BASIC

Lounge seats / seats	2 0
Dimensions (cm)	200 x 160 x 87
Height with pool cover (cm)	99
Number of water jets	20
Pump: 2-speed 2HP	1,9kW 0,4kW
Water capacity (l)	950
Net weight (kg)	315/390*
Weight with water (kg)	1265/1340*
* With woodcomposite panelling	



LOUNGE **2** BASIC

Lounge seats / seats	2 2
Dimensions (cm)	220 x 180 x 87
Height with pool cover (cm)	99
Number of water jets	20
Pump: 2-speed 2HP	1,9kW 0,4kW
Water capacity (l)	800
Net weight (kg)	350/435*
Weight with water (kg)	1300/1375*
* With woodcomposite panelling	



LOUNGE **4** BASIC

Lounge seats / seats	2 4
Dimensions (cm)	230 x 230 x 93
Height with pool cover (cm)	105
Number of water jets	20
Pump: 2-speed 2HP	1,9kW 0,4kW
Water capacity (l)	1500
Net weight (kg)	400/500*
Weight with water (kg)	1900/2000*
* With woodcomposite panelling	



CONFERENCE BASIC

Seats	8
Dimensions (cm)	230 x 230 x 93
Height with pool cover (cm)	105
Number of water jets	18
Pump: 2-speed 2HP	1,9kW 0,4kW
Water capacity (l)	1600
Net weight (kg)	400/500*
Weight with water (kg)	2000/2100*
* With woodcomposite panelling	



LOUNGE S PREMIUM

Lounge seats / seats	2 0
Dimensions (cm)	200 x 160 x 87
Height with pool cover (cm)	99
Number of water jets	32
Pump: 2-speed 2HP	1,9kW 0,4kW
Water capacity (l)	950
Net weight (kg)	315/390*
Weight with water (kg)	1265/1340*

* With woodcomposite panelling



LOUNGE 2 PREMIUM

Lounge seats / seats	2 2
Dimensions (cm)	220 x 180 x 87
Height with pool cover (cm)	99
Number of water jets	34
Pump 1: 2-speed 2HP	1,9kW 0,4kW
Pump 2: 1-speed 2HP	1,9kW
Water capacity (l)	800
Net weight (kg)	350/435*
Weight with water (kg)	1300/1375*

* With woodcomposite panelling



LOUNGE 4 PREMIUM

Lounge seats / seats	2 4
Dimensions (cm)	230 x 230 x 93
Height with pool cover (cm)	105
Number of water jets	40
Pump 1: 2-speed 2HP	1,9kW 0,4kW
Pump 2: 1-speed 2HP	1,9kW
Water capacity (l)	1500
Net weight (kg)	400/500*
Weight with water (kg)	1900/2000*

* With woodcomposite panelling



CONFERENCE PREMIUM

Seats	8
Dimensions (cm)	230 x 230 x 93
Height with pool cover (cm)	105
Number of water jets	58
Pump 1: 2-speed 2HP	1,9kW 0,4kW
Pump 2: 1-speed 2HP	1,9kW
Water capacity (l)	1600
Net weight (kg)	400/500*
Weight with water (kg)	2000/2100*

* With woodcomposite panelling





SPAS



CLASSIC
series

CLASSIC OUTER LOOK

Classic outdoor spas have wooden cabinets and rounder form. These two elements give the pool a more massive and classic look and form. The cabinet is made of especially durable Siberian larch.

As a unique option we offer an almost limitless finishing possibilities for the natural wood cabinets of the Classic outdoor spas. You can stain it or paint it according to RAL-codes to make the outdoor spa fit perfectly with the finishing of the terrace or the house.

SPECIAL ATMOSPHERE

The multi-colored RGB LED-lighting on the waterline in the spa brings chromotherapy to the user and creates a truly relaxing atmosphere.

CUSTOMIZED SPA CABINET FINISHING

The cabinets of the outdoor spas are handmade from exclusive Siberian larch that fits perfectly with the natural surroundings of the terrace or the garden. Siberian larch is known for its high resin concentration and therefore it is very durable even in the challenging Scandinavian weather conditions. As a unique option we offer almost limitless finishing possibilities for the natural wood cabinets of the outdoor spas. You can stain it or paint it according to RAL-codes to make the outdoor spa fit perfectly with the finishing of the terrace or the house.



CUSTOM TONED BY RAL CODE

SPAS

CLASSiC
series

AQUA

With one lounge-type seat and two additional seats, the Aqua spa is perfect for a smaller group. The ergonomically comfortable seats of the spa give an opportunity for an enjoyable water massage with relaxing chromotherapy and compatible music.



*Comfortable
and safe*

CLASSIC
series

HONOLULU

Honolulu spa is a combination of relaxation, luxury and classic design to achieve full harmony and peace between body and soul! The well-configured seat and jet placement of the 6-seat Honolulu spa offers wide variety of different water massage options for every user. Honolulu spa features one Lounge-type and five regular seats.



Value
to everyday
environ-
ments

CLASSiC
series

ATLANTIS

Well-configured seat layout and ample leg space in the middle allow a big party to spend quality time in this 7-seat spa with their family and friends. It is possible to choose the desired water pressure for the body area by adjusting the massage jets. The borderless edges of the spa are suitable for serving drinks and snacks, which makes the time spent in the spa even more enjoyable.



Reliable
and
efficient

CLASSiC
series

CLASSIC AQUA

Lounge seats / seats	1 2
Dimensions (cm)	208 x 180 x 86
Height with pool cover (cm)	99
Number of water jets	39
Pump: 2-speed 2HP	1,9kW 0,4kW
Water capacity (l)	800
Net weight (kg)	290
Weight with water (kg)	1090



46 ●

CLASSIC HONOLULU

Lounge seats / seats	1 5
Dimensions (cm)	233 x 233 x 96
Height with pool cover (cm)	99
Number of water jets	43
Pump: 2-speed 2HP	1,9kW 0,4kW
Water capacity (l)	1350
Net weight (kg)	375
Weight with water (kg)	1725



CLASSIC ATLANTIS

Lounge seats / seats	0 7
Dimensions (cm)	233 x 233 x 86
Height with pool cover (cm)	105
Number of water jets	52
Pump: 2-speed 2HP	1,9kW 0,4kW
Water capacity (l)	1550
Net weight (kg)	385
Weight with water (kg)	1935



CLASSiC
series

● 47





SUPERIOR THERMO-INSULATION

Our outdoor spas have been designed specifically for the challenging Scandinavian weather conditions. The most important features here are the extra strong construction, highly efficient thermal insulation and weatherproofness. We have tested our outdoor spas very thoroughly to ensure their long and trouble-free use all year round in diverse weather conditions.

SUPERIOR CABINET THERMO-INSULATION

For highly efficient thermal insulation of the classic spas we use 5 cm (2 inches) foam plastic insulation panels.

SUPERIOR GROUND ISOLATION

All Wellspa outdoor spa bottoms are built with unique three-layer construction. Thermoformed ABS- plastic lower and upper part and 5 cm (2 inches) thermal insulation between them. The special construction of the bottom ensures complete hydro-insulation and maximum thermal insulation.

EXTRA THICK THERMAL SPA COVERS

In order to ensure maximum thermal insulation the standard delivery scope of the outdoor spas includes thick thermo-insulated top cover. To ensure the durability and weatherproofness of the cover, it has an U-profile reinforcement frame built into its outer edges. To close it tight and with heat retention, the top cover has 8 tightening straps.

SPAS

ENTERTAINMENT & CONVENIENCE

Waterproof music system allows you to enjoy your favorite music with your smartphone. The music system consists of two waterproof pop-up speakers, Balboa Bluetooth receiver (amplifier) and subwoofer. Receiver is equipped with a USB interface.



The two hydraulic shock absorbers of the ergonomic lifting mechanism for the spa make lifting and closing the cover very easy and comfortable. Padded handles on both sides of the lifting mechanism make lifting the cover comfortable.



Pool functions, such as water temperature, water cleaning cycles (filtrations), lighting and water massage can be controlled with WiFi module and special application from anywhere in the world with iOS and Android smartphones.



• Balboa control panel

For a safe and comfortable use of the spa pool we recommend purchasing a padded handrail and a towel rack. It comes most handy in the winter.



• High quality spa safety handles, towel bars.



A special staircase, finished in the same color and material as the outdoor spa, makes entering and leaving the spa safe and comfortable. The width of the staircase, its construction and material are one of the best and safest on the market. It comes most handy in the winter. Additionally this staircase is also a design element.

SPECIFICATION LOUNGE

SPA MODEL	LOUNGE S BASIC	LOUNGE S PREMIUM	LOUNGE 2 BASIC	LOUNGE 2 PREMIUM	LOUNGE 4 BASIC	LOUNGE 4 PREMIUM	CONFERENCE BASIC	CONFERENCE PREMIUM
GENERAL INFORMATION								
Lounge seats / seats	2 0	2 0	2 2	2 2	4 2	4 2	8 0	8 0
Headrests	2	2	3	3	4	4	3	3
Dimensions (cm)	200x160x87	200x160x87	220x180x87	220x180x87	230x230x93	230x230x93	230x230x93	230x230x93
Height with pool cover (cm)	99	99	99	99	105	105	105	105
PUMPS								
Pump 1, one speed (2HP)	1,9kW 0,4kW	1,9kW	1,9kW 0,4kW	1,9kW	1,9kW 0,4kW	1,9kW	1,9kW 0,4kW	1,9kW
Pump 2, two speed (2HP)**	—	1,9kW 0,4kW	—	1,9kW 0,4kW	—	1,9kW 0,4kW	—	1,9kW 0,4kW
Circulation pump (0,2kW)	—	◦	—	◦	—	◦	—	◦
WATER MAINTENANCE								
Ozone generator (O3)	•	•	•	•	•	•	•	•
Paper cartridge filter	1	2	1	2	1	2	1	2
Chemical treatment set	•	•	•	•	•	•	•	•
UV-C lamp sanitizer	◦	◦	◦	◦	◦	◦	◦	◦
CONTROL SYSTEMS								
Balboa's touch screen control panel	•	•	•	•	•	•	•	•
Wireless control system	◦	◦	◦	◦	◦	◦	◦	◦
Sound system	◦	◦	◦	◦	◦	◦	◦	◦
JETS AND LIGHTING								
Outside LED lighting, (RGB multicolor)	—	◦	—	◦	—	◦	—	◦
Outside LED lighting, WHITE (on/off remote)	—	◦	—	◦	—	◦	—	◦
Underwater lighting with LED lights (4pcs)	◦	—	◦	—	◦	—	◦	—
Waterline lighting with LED points (RGB color)	—	18	—	24	—	24	—	24
Number of water jets	20	32	20	34	28	40	18	58
FRAME CONSTRUCTION								
Reinforced Lucite-acrylic shell	•	•	•	•	•	•	•	•
Galvanized steel frame	•	•	•	•	•	•	•	•
ENERGY EFFICIENCY								
Extra thick insulated and reinforced cover	+	+	+	+	+	+	+	+
Composite or wood plank cabinet finishing	+	+	+	+	+	+	+	+
Energy saving polyurethane cabinet insulation	+	+	+	+	+	+	+	+
Insulated synthetic ABS plastic bottom	+	+	+	+	+	+	+	+
CABINET								
Wood-composite cabinet finishing	◦	◦	◦	◦	◦	◦	◦	◦
Wood-plank cabinet finishing	•	•	•	•	•	•	•	•
ELECTRICITY								
Heating device (kW)	3.0	3.0	3.0	3.0	3.0	3.0	3.0	3.0
Extra heating device (3kW)	◦	◦	◦	◦	◦	◦	◦	◦
Type of electrical connection (380V/220V)	3x16A 1x32A	3x16A 1x32A	3x16A 1x32A	3x16A 1x32A	3x16A 1x32A	3x16A 1x32A	3x16A 1x32A	3x16A 1x32A
VOLUME AND WEIGHT								
Water capacity (l)	850	850	950	950	1500	1500	1600	1600
Net weight (kg)	315/390*	315/390*	350/425*	350/425*	400/500*	400/500*	400/500*	400/500*
Weight with water (kg)	1165/1240*	1165/1240*	1300/1375*	1300/1375*	1900/2000*	1900/2000*	2000/2100*	2000/2100*
Load on the ground surface (kg/m ²)	395/420*	395/420*	330/350*	330/350*	360/380*	360/380*	380/400*	380/400*

* With woodcomposite panelling, ** Pump 2, 1-speed (2HP) 1,9 kW, if there is a separate circulation pump, • Supplied as standard ◦ Supplied as optional

SPECIFICATION CLASSIC

SPA MODEL	AQUA	HONOLULU	ATLANTIS
GENERAL INFORMATION			
Lounge seats / seats	1 2	1 5	0 7
Headrests	3	3	4
Dimensions (cm)	208 x 180 x 86	233 x 233 x 96	233 x 233 x 96
Height with pool cover (cm)	99	99	105
PUMPS			
Pump 1, one speed (2HP)	1,9kW	1,9kW	1,9kW
Pump 2, one speed (2HP)	—	—	1,9kW
Pump 3, two speed (2HP)**	1,9kW 0,4kW	1,9kW 0,4kW	1,9kW 0,4kW
Circulation pump (0,2kW)	◦	◦	◦
WATER MAINTENANCE			
Ozone generator (O3)	•	•	•
Paper cartridge filter (2 pcs)	•	•	•
Chemical treatment set	•	•	•
UV-C lamp sanitizer	◦	◦	◦
CONTROL SYSTEMS			
Balboa's control panel	•	•	•
Wireless control system	◦	◦	◦
Sound system	◦	◦	◦
JETS AND LIGHTING			
Outside LED lighting, (RGB multicolor)	—	◦	—
Outside LED lighting, WHITE	—	◦	—
Underwater lighting with LED lights	—	—	—
Waterline lighting with LED points (RGB color)	24	24	24
Number of water jets	39	43	52
FRAME CONSTRUCTION			
Strong wooden frame	•	•	•
ENERGY EFFICIENCY			
Extra thick insulated and reinforced cover	•	•	•
Composite or wood plank cabinet finishing	•	•	•
Energy saving polyurethane cabinet insulation	•	•	•
Insulated synthetic ABS plastic bottom	•	•	•
CABINET			
Natural wood paneling (Siberian larch)	•	•	•
ELECTRICITY			
Heating device (kW)	3.0	3.0	3.0
Extra heating device (3kW)	◦	◦	◦
Type of electrical connection (380V/220V)	3x16A 1x32A	3x16A 1x32A	3x16A 1x32A
VOLUME AND WEIGHT			
Water capacity (l)	800	1350	1550
Net weight (kg)	290	375	385
Weight with water (kg)	1090	1725	1935
Load on the ground surface (kg/m ²)	295	320	360

** Pump 2, 1-speed (2HP) 1,9 kW, if there is a separate circulation pump, • Supplied as standard ◦ Supplied as optional

Winter
WELLSPAOUTDOORSPAS



Summer
WELLSPAOUTDOORSPAS



outdoor
spas

wellspa

Varbola, Märjamaa vald, 78203 Raplamaa, Estonia
Tel: +372 48 98800 Fax: +372 48 98801
www.wellspa.ee